



Donovan Richards Jr.
QUEENS BOROUGH PRESIDENT



Queens Community Board Demographic Report

Issued July 2022



Executive Summary

In 2022, the Office of Queens Borough President Donovan Richards Jr. continued to build on last year's progress toward rectifying long-standing demographic inequities in community board membership by doubling down on effective reforms and prioritizing appointees from underrepresented constituencies.

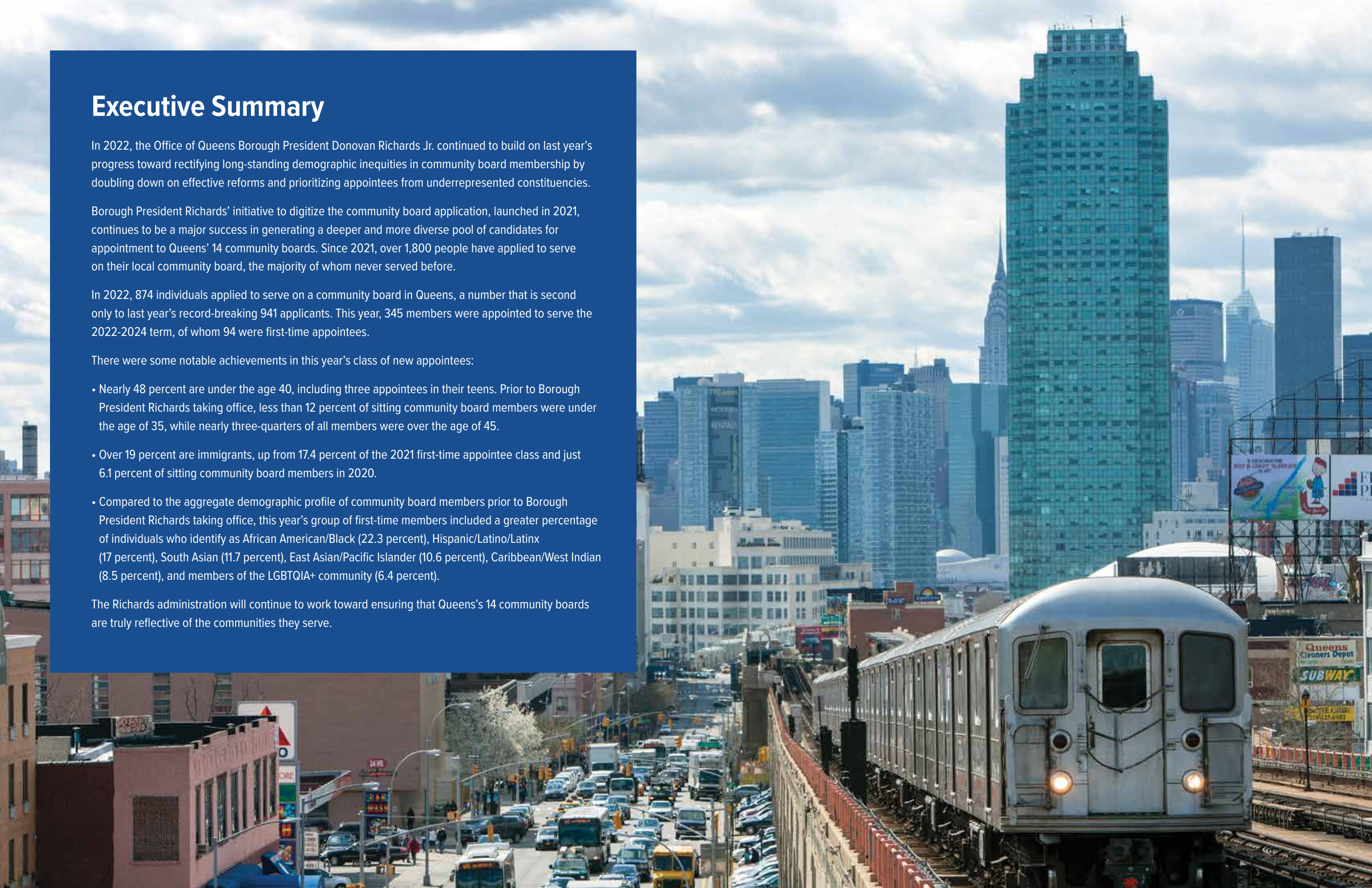
Borough President Richards' initiative to digitize the community board application, launched in 2021, continues to be a major success in generating a deeper and more diverse pool of candidates for appointment to Queens' 14 community boards. Since 2021, over 1,800 people have applied to serve on their local community board, the majority of whom never served before.

In 2022, 874 individuals applied to serve on a community board in Queens, a number that is second only to last year's record-breaking 941 applicants. This year, 345 members were appointed to serve the 2022-2024 term, of whom 94 were first-time appointees.

There were some notable achievements in this year's class of new appointees:

- Nearly 48 percent are under the age 40, including three appointees in their teens. Prior to Borough President Richards taking office, less than 12 percent of sitting community board members were under the age of 35, while nearly three-quarters of all members were over the age of 45.
- Over 19 percent are immigrants, up from 17.4 percent of the 2021 first-time appointee class and just 6.1 percent of sitting community board members in 2020.
- Compared to the aggregate demographic profile of community board members prior to Borough President Richards taking office, this year's group of first-time members included a greater percentage of individuals who identify as African American/Black (22.3 percent), Hispanic/Latino/Latinx (17 percent), South Asian (11.7 percent), East Asian/Pacific Islander (10.6 percent), Caribbean/West Indian (8.5 percent), and members of the LGBTQIA+ community (6.4 percent).

The Richards administration will continue to work toward ensuring that Queens's 14 community boards are truly reflective of the communities they serve.



Report

Per the requirement of New York City Charter §82(17)(a), the Office of the Queens Borough President (“QBPO”) issues the following report detailing demographic information and the appointment process for Queens community board members.

Queens Borough President Donovan Richards Jr. took office in December 2020 with a goal of ensuring that community boards better reflect the demographics of the communities they represent. Last year’s report identified the major demographic disparities that existed on community boards at the time:

Each board has specific discrepancies, but generally this information demonstrated that Community Boards in Queens are generally older, more male, and less racially diverse than the areas they represent. Specifically, of those who provided information regarding age, only 24.4% of Queens Community Board members in 2020 were 45 years old or younger, while 75.6% were 46 years old or older, and 36.3% were 66 years old or older. Of those who provided information regarding gender, only 43.4% of appointees were women, while 56.6% were men. And although each board catchment area has a different underlying demographic profile with respect to race and ethnicity, members who identified as white were generally overrepresented on boards, and most boards were underrepresented by members identifying as Latinx/Hispanic, Asian, and/or African-American/Black.

Prior to making its 2022 appointments, QBPO reviewed the current demographic information for each board’s membership and compared those profiles to the most recent demographic information for each board’s community district. Although the 2021 class of first-time appointees’ unprecedented diversity lessened many preexisting demographic disparities, it was clear from this analysis that more work was needed.

For this year’s appointments, QBPO refined the strategy it used in 2021: First, ensure that the community board application process was simple and user-friendly; second, reach a large and diverse group of potential applicants; and third, appoint a new membership class that would help to address identified demographic discrepancies on each board.

First, QBPO continued to employ its online community board membership application, which was introduced in 2021 with the goal of removing unnecessary barriers. Once again, QBPO enlisted BetaNYC, a public interest technology not-for-profit organization, to help manage this system and analyze collected demographic data. For the second year, the application included questions on a number of additional relevant demographic categories, including (1) whether the applicant owns a home, rents, lives in public housing, or has another housing status, (2) whether the applicant primarily drives, bikes, takes public transportation, or uses other transportation options, and (3) the member’s educational attainment. After two years of including these questions, QBPO has a fuller picture of the degree to which the borough’s community boards actually reflect the communities they represent.

Second, QBPO doubled down on its efforts to reach a younger and more diverse applicant pool. Beginning in January 2022, QBPO undertook substantial efforts to publicize the opening of this year’s community board application period. Specific efforts included issuing a press release, posting on various social media platforms and the QBPO website, and sending out announcements and reminders in electronic newsletters. Further, QBPO staff issued announcements at all community board meetings held during the application period, as well as at Borough Board and Borough Cabinet meetings and other public meetings and events. QBPO also worked closely with the Queens City Council delegation during the application period and requested that they actively solicit applications from their networks.

Although there were slightly fewer applicants in 2022 than in 2021—874 versus 941—this year’s number of applications was the second-highest total ever received by QBPO and was approximately 50 percent greater than the typical number of applicants in the years prior to the application’s digitization.

This year, not all reapplying members were reappointed; the Borough President declined to reappoint a small number of members due to poor attendance. In total, there were 251 reappointments and 94 first-time appointees. Like last year, Borough President Richards appointed a member for every vacancy to ensure that each board had full capacity of 50 members. Vacancies broken down by board are detailed in the following chart.

2022 Queens Community Board Vacancies, Disaggregated by Board			
CB1: 7 vacancies	CB5: 5 vacancies	CB9: 3 vacancies	CB13: 8 vacancies
CB2: 11 vacancies	CB6: 11 vacancies	CB10: 6 vacancies	CB14: 7 vacancies
CB3: 7 vacancies	CB7: 2 vacancies	CB11: 8 vacancies	
CB4: 8 vacancies	CB8: 5 vacancies	CB12: 6 vacancies	

There were 601 applications in total from those seeking a first-time appointment. The number of applications for each open spot, disaggregated by board, is provided in the following chart.

2022 Queens Community Board Applications for Open Spots, Disaggregated by Board			
CB1: 80 applications	CB5: 21 applications	CB9: 35 applications	CB13: 49 applications
CB2: 59 applications	CB6: 49 applications	CB10: 19 applications	CB14: 41 applications
CB3: 59 applications	CB7: 35 applications	CB11: 24 applications	
CB4: 21 applications	CB8: 50 applications	CB12: 59 applications	

After receiving these applications, QBPO carefully evaluated each candidate. The first consideration for appointment to a community board was whether the candidate was eligible for appointment under the provisions of New York City Charter §2800(a). The online application asked members to affirm that they had a residence, business, professional, or other significant interest in the district and required them to provide documentation confirming their eligibility.

If the applicant was eligible, then they were evaluated holistically based on information provided in their application and interview. Like last year, Borough President Richards sought to ensure that each new applicant was contacted for a one-on-one interview with a QBPO staff member, who assessed factors including the length of the applicant’s residence or interest in the community, whether the applicant has previously attended community board meetings, the applicant’s stated reason(s) for seeking appointment to a community board, the applicant’s commitment to consistent attendance at meetings, the applicant’s organizational and community affiliations (as an indication of civic engagement), and the skills and experience possessed by the applicant that could best serve the community district.

All community board districts in Queens are made up of more than one City Council district, and QBPO ensured that each City Council district included within a community board district was proportionately represented on that Community Board. In making final decisions, QBPO considered whether the aggregate of appointments fairly represented all segments of the community, in accordance with the Charter. Prior to making appointments, QBPO met with or solicited the input of each Queens City Council Member. QBPO recommended that Council Members nominate applicants from communities that were underrepresented on their respective boards and, with each Council Member, jointly reviewed a list of applicants from within their Councilmanic district, discussed demographic priorities for new appointments, and confirmed which applicants had been nominated by the Council Member.

Attached to this report is a list of all Queens community board members as of April 1, 2022, the date on which this year’s community board appointments were made. Queens community board members are appointed for staggered two-year terms that begin annually on April 1.

The spreadsheets attached to this report include collected information, presented in an aggregated and anonymized manner, for all members collectively and by board.

Demographic Data re: New Appointees

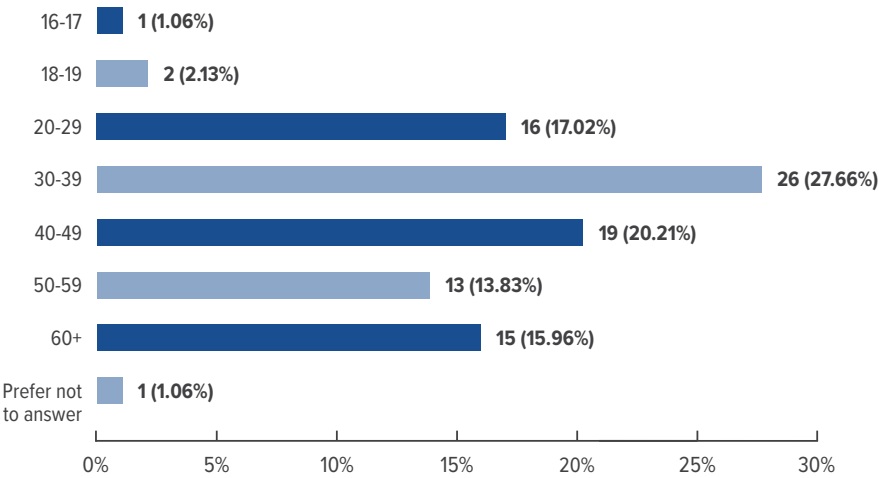
The demographic data on the 94 new appointees reflects Queens Borough President Richards’ ongoing commitment to address demographic disparities on the borough’s community boards. Of the 94 new appointees, notable achievements include:

- Nearly 48 percent are under the age 40, including three appointees in their teens. Prior to Borough President Richards taking office, less than 12 percent of sitting community board members were under the age of 35, while nearly three-quarters of all members were over the age of 45.
- Over 19 percent are immigrants, up from 17.4 percent of the 2021 first-time appointee class and just 6.1 percent of sitting community board members in 2020.
- Compared to the aggregate demographic profile of community board members prior to Borough President Richards taking office, this year’s group of first-time members included a greater percentage of individuals who identify as African American/Black (22.3 percent), Hispanic/Latino/Latinx (17 percent), South Asian (11.7 percent), East Asian/Pacific Islander (10.6 percent), Caribbean/West Indian (8.5 percent), and members of the LGBTQ+ community (6.4 percent).
- Representation of parents of school-age children increased, as 21.3 percent of this year’s new appointees fall into that category — an increase of nearly 15 percentage points compared to board membership as of 2020.
- This year’s class of new appointees has more renters than those who own a house. Nearly 24 percent live in market-rate apartment rentals, 6.4 percent live in rented houses, 3.2 percent live in rent-regulated apartments, and 3.2 percent live in NYCHA housing, while about 29 percent of new members own a house, a significant and important shift considering the tribulations of tenants struggling to afford rent in the wake of the COVID-19 pandemic and its destructive economic fallout.
- This year’s class of new appointees was also diverse in their reported main forms of transportation: 52.1 percent of new appointees regularly ride the subway, 42.6 percent regularly ride buses, 17 percent ride bikes or other micro-mobility devices, and 44.7 percent walked.

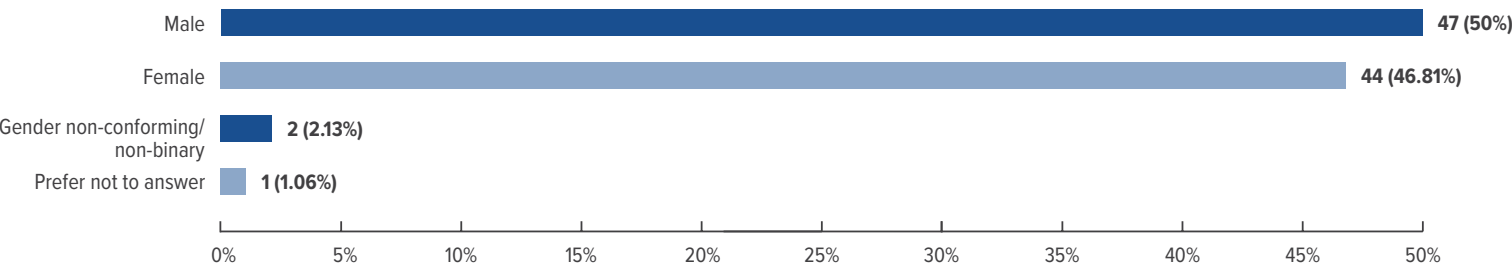
- While this year’s first-time appointee class includes slightly more male appointees (50 percent) than female appointees (46.8 percent), Borough President Richards remains committed to reaching a better balance of gender representation on Queens’ community boards. Over the past two years, 54.9 percent of new appointees identified as women, while 41.7 percent have identified as men; prior to his administration, only 43 percent of board members were women and 56.3 percent were men.

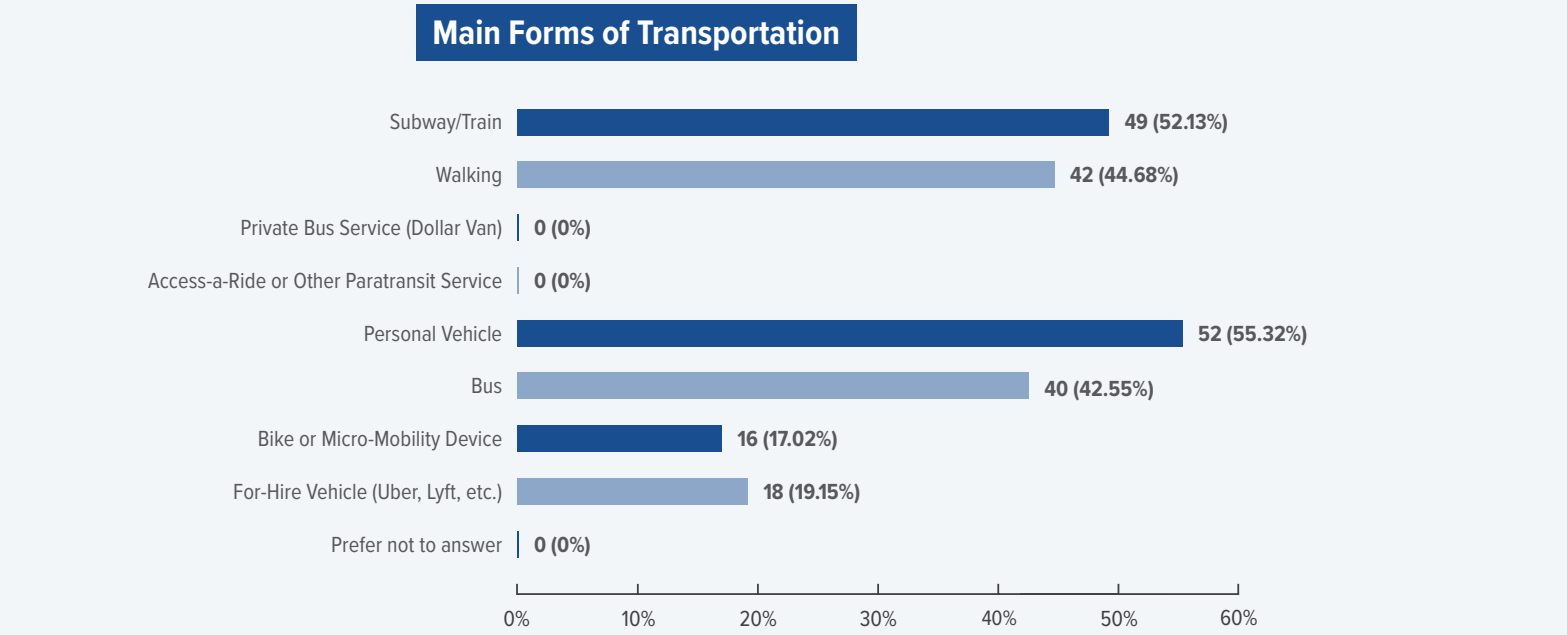
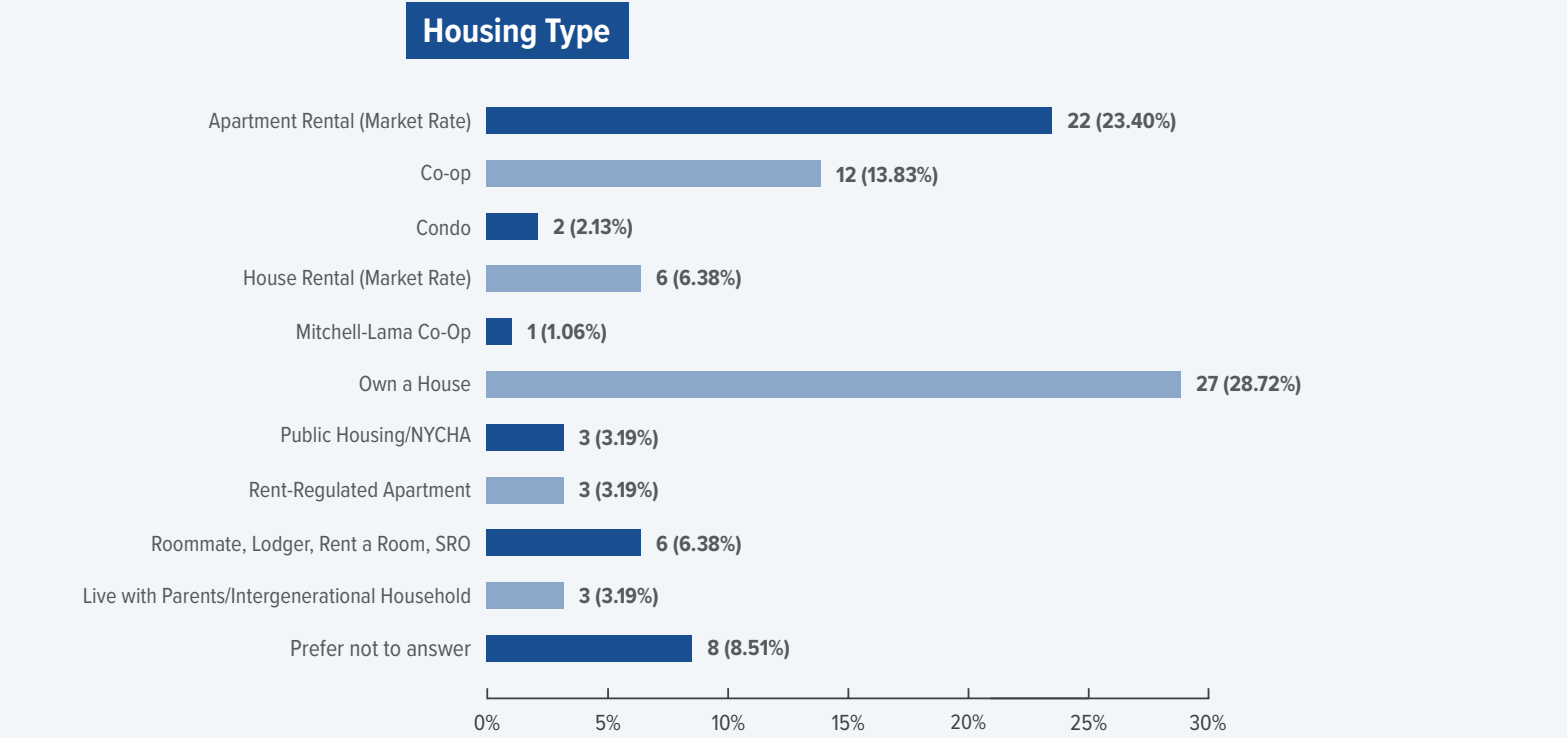
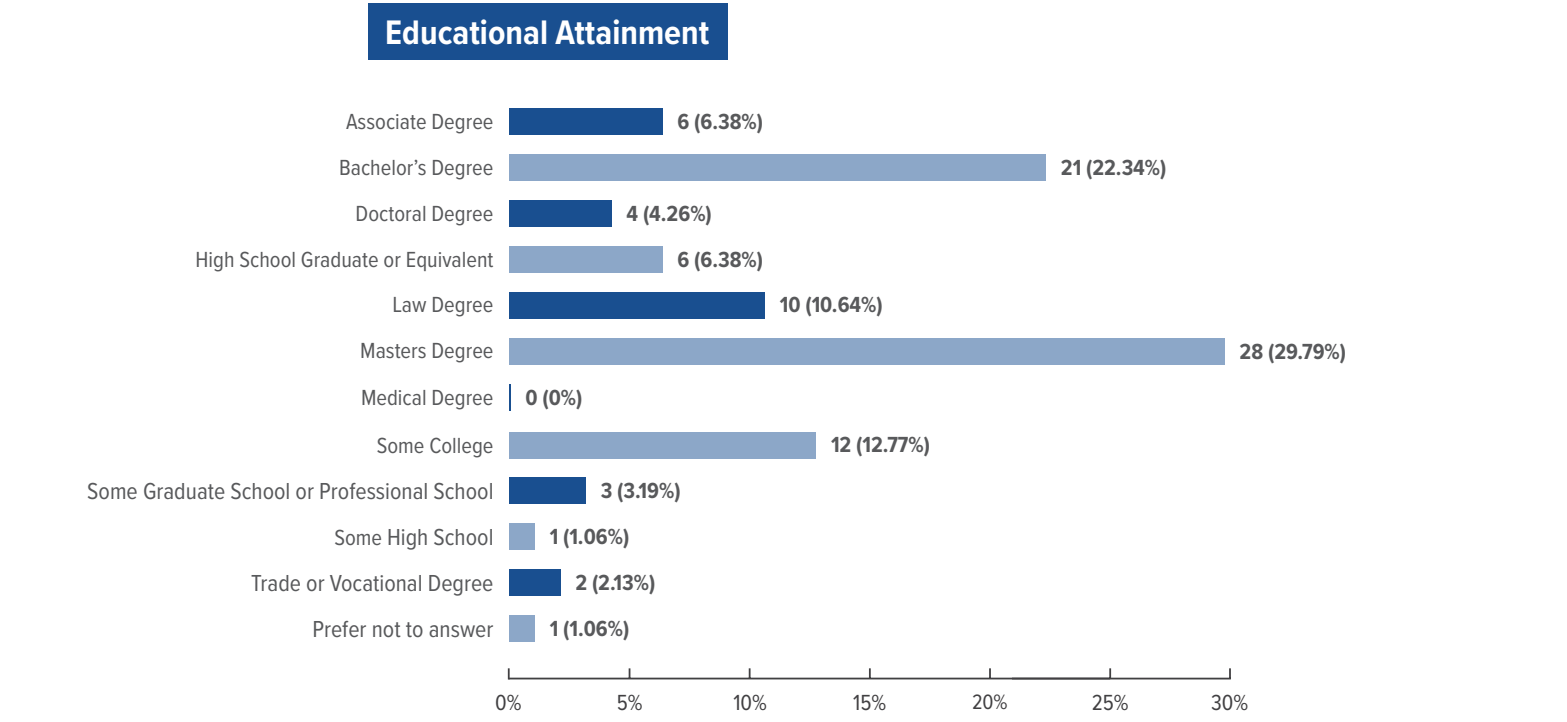
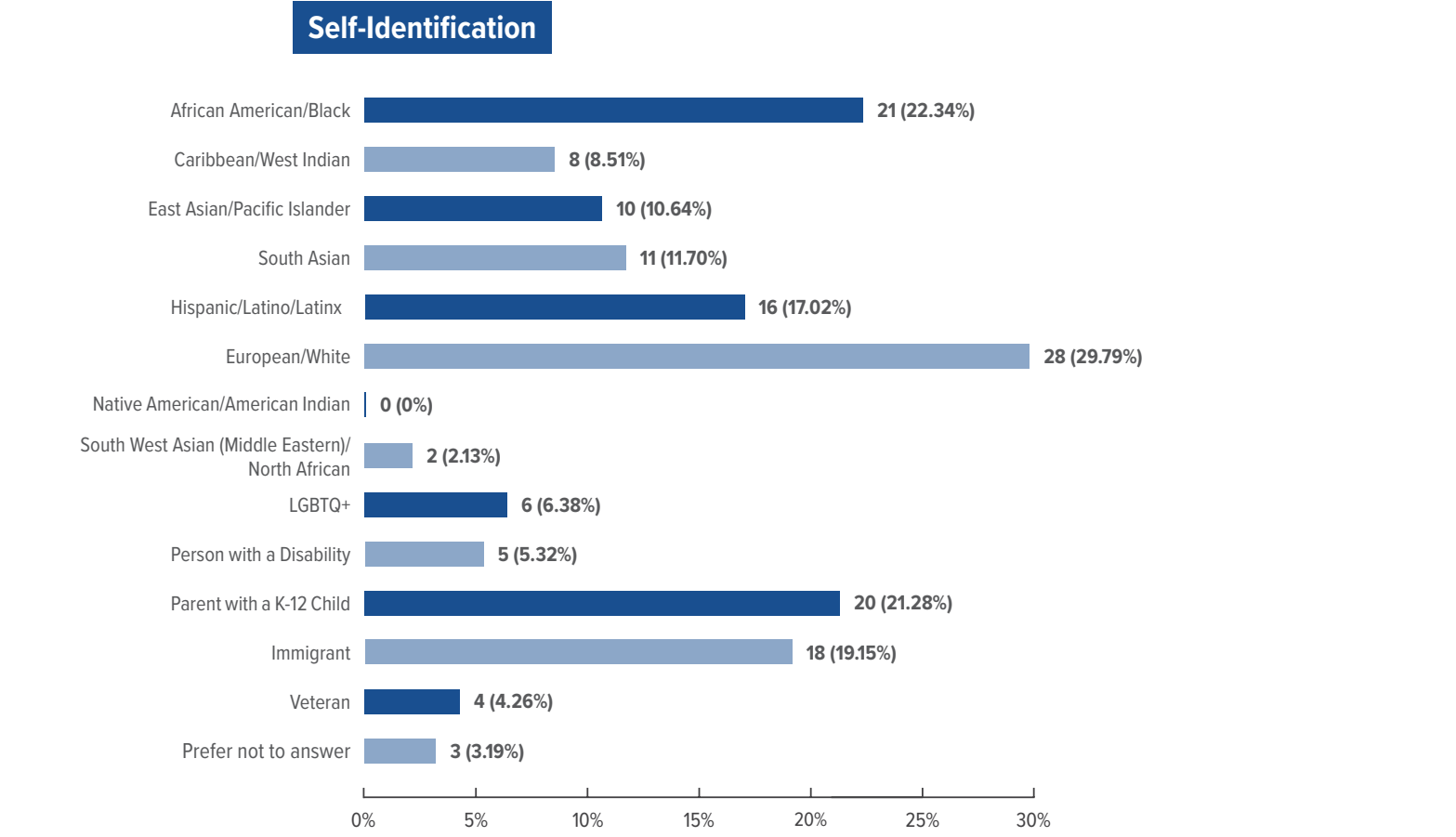
Aggregated and anonymized demographic data for new appointees are included in the graphs below.

Age



Gender





2022 Queens Community Board Members (as of April 1, 2022)

Board	First Name	Last Name	Initial Appointment Year	Length of Service (in years)	Leadership Position	Nominated by Council Member	Board	First Name	Last Name	Initial Appointment Year	Length of Service (in years)	Leadership Position	Nominated by Council Member
CB1	Helene	Abiola	2021	1	Secretary	No	CB1	Juliet	Payabyab	2020	2		Yes
CB1	George	Alexiou	1997	25		Yes	CB1	RoseMarie	Poveromo	2002	20		Yes
CB1	Daniel	Aliberti	1998	24		Yes	CB1	Brian	Romero	2021	1		No
CB1	Louise	Bordley	2020	2		Yes	CB1	Thomas	Ryan	1990	32	Sergeant-at-Arms	Yes
CB1	Soma	Brahmanadam	2021	1		Yes	CB1	Dominic	Stiller	2015	7		Yes
CB1	Ann	Bruno	1997	25		No	CB1	Andre	Stith	2017	5		Yes
CB1	Gerald	Caliendo	1977	45		Yes	CB1	Marie	Torniali	2010	12	Chair	Yes
CB1	Irak Dahir	Cehonski	2020	2		Yes	CB1	Rod	Townsend	2016	6		Yes
CB1	Jean Marie	D'Alleva	1997	25		Yes	CB1	Judy	Trilivas	2008	14		Yes
CB1	Tenzin	Dechin	2022	0		Yes	CB1	Kathleen	Warnock	2018	4		Yes
CB1	Antonella	DiSaverio	2011	11		Yes	CB1	Mitchell	Waxman	2019	3		Yes
CB1	Katie	Ellman	2015	7		Yes	CB1	Corinne	Wood-Haynes	2022	0		No
CB1	Elizabeth	Erion	1977	45		Yes	CB1	Rosemary	Yelton	2021	1		No
CB1	Mackenzi	Farquer	2014	8		Yes	CB2	Amparo	Abel-Bey	2020	2		Yes
CB1	Dean	Feratovic	2011	11		Yes	CB2	Anatole	Ashraf	2019	3		Yes
CB1	Adam	Fisher-Cox	2022	0		Yes	CB2	John Laurence	Bahia	2022	0		No
CB1	Tyrone	Gardner	2022	0		Yes	CB2	T. Karesia	Batan	2018	4		Yes
CB1	Shahenaz	Hamde	2020	2		Yes	CB2	Nicholas	Berkowitz	2020	2		No
CB1	Evie	Hantzopoulos	2010	12	2nd VC	Yes	CB2	Sandra	Bigitschke	2010	12		Yes
CB1	Amy	Hau	2014	8	1st VC	Yes	CB2	Kat	Bloomfield	2021	1	Treasurer	Yes
CB1	Helen	Ho	2017	5		Yes	CB2	Danielle	Brecker	2021	1		Yes
CB1	Vanessa	Jones-Hall	2014	8		Yes	CB2	Gianna	Cerbone	2021	1		Yes
CB1	Richard	Khuzami	2000	22	3rd VC	Yes	CB2	Tannia	Chavez	2020	2		Yes
CB1	Amr	Kotb	2021	1		No	CB2	Jewel	Chowdhury	2005	17		Yes
CB1	Cristina	Lastres	2021	1		No	CB2	Osman	Chowdhury	2018	4		Yes
CB1	Diana	Limongi	2021	1		Yes	CB2	Stephen	Cooper	1984	38		No
CB1	Chelsea	Lopez	2021	1		No	CB2	Kelly	Craig	2022	0		No
CB1	Huge	Ma	2022	0		No	CB2	Warren	Davis	2019	3		Yes
CB1	Jeffrey	Martin	2019	3		No	CB2	Lisa	Deller	1998	24	2nd VC	Yes
CB1	Sam	Massol	2022	0		Yes	CB2	Sally	Frank	2015	7		Yes
CB1	Amin	Mehedi	2020	2		Yes	CB2	Morry	Galonoy	2020	2	Chair	Yes
CB1	Antonio	Meloni	1988	34		Yes	CB2	William	Garrett	2013	9		Yes
CB1	Andreas	Migias	2022	0		Yes	CB2	Somnath	Ghimire	2021	1		No
CB1	Doreen	Mohammed	2021	1		No	CB2	Rosamond	Gianutsos	2019	3	Secretary	Yes
CB1	Eric	Mouchette	2018	4		Yes	CB2	Camille	Gray	2021	1		No
CB1	Stella	Nicolaou	1999	23		Yes	CB2	Kenneth	Greenberg	2010	12		Yes
CB1	Dino	Panagoulas	2019	3		Yes	CB2	Benjamin	Guttmann	2015	7		Yes

2022 Queens Community Board Members (as of April 1, 2022)

Board	First Name	Last Name	Initial Appointment Year	Length of Service (in years)	Leadership Position	Nominated by Council Member	Board	First Name	Last Name	Initial Appointment Year	Length of Service (in years)	Leadership Position	Nominated by Council Member
CB2	Christine	Hunter	2019	3		Yes	CB3	Rhoda	Dunn	2022	0		Yes
CB2	Badrun	Khan	2015	7		Yes	CB3	Renetta	English	2015	7		Yes
CB2	Chhemang	Lama	2022	0		Yes	CB3	Oscar	Escobar	2022	0		No
CB2	Sheila	Lewandowski	2008	14		Yes	CB3	Ulrick	Gedeon	2019	3		Yes
CB2	Benjamin	Lucas	2022	0		Yes	CB3	Peter	Herron	2017	5		Yes
CB2	Patrick	Martinez	2022	0		No	CB3	Larinda	Hooks	2015	7		Yes
CB2	Kristen	McGowan	2019	3		Yes	CB3	Abdur Rahim	Howladar	2019	3		Yes
CB2	Robert	Miraglia	2022	0		No	CB3	Joyce	Hucless Julian	1999	23		Yes
CB2	Thomas	Mituzas	2016	6		Yes	CB3	Kevin	Hughes-Noboa	2015	7	2nd VC	No
CB2	Reilly	Owens	2022	0		Yes	CB3	Edward	Kiernan	2017	5		Yes
CB2	Clara	Oza	2018	4		Yes	CB3	Stephen	Kulhanek	1996	26		Yes
CB2	Elliot	Park	2011	11		Yes	CB3	Marta Elena	LeBreton	2004	18		Yes
CB2	Karla	Perez	2021	1		No	CB3	Andre	Maloy	2022	0		Yes
CB2	Steven	Raga	2016	6		Yes	CB3	Lisa	Mesulam	1993	29		Yes
CB2	Selena	Romero	2021	1		No	CB3	Violeta	Morales	2022	0		Yes
CB2	Katherine	Sabal	2021	1		Yes	CB3	Richard	Mullings	2018	4	Secretary	Yes
CB2	Norberto	Saldana	2010	12		Yes	CB3	Marco	Munoz	2021	1		Yes
CB2	Laura	Shepard	2021	1		Yes	CB3	Laverne	Nimmons	2013	9	1st VC	Yes
CB2	Ryan	Smith	2022	0		Yes	CB3	Nuala	O'Doherty	2017	5		Yes
CB2	Caroline	Spitzer	2022	0		No	CB3	Theresa	Parson-Jones	2022	0		Yes
CB2	Lauren	Springer	2010	12		Yes	CB3	Dorothy	Phelan	2010	12		Yes
CB2	Phuntsok	Tashi	2022	0		Yes	CB3	Potrirankamanis	Queano Nur	2022	0		No
CB2	Akello	Thomas	2022	0		No	CB3	Megan	Rockwell	2019	3		No
CB2	Mary	Torres	2015	7		Yes	CB3	Jairo	Rodriguez	2012	10		No
CB2	Anthony	Tudela	2013	9		Yes	CB3	Fausto	Rodriguez	2013	9		Yes
CB2	Frank	Wu	2020	2	1st VC	Yes	CB3	Leoncio	Romero	2000	22	Treasurer	No
CB3	Pat	Beckles	2022	0		No	CB3	Tammy	Rose	2019	3		Yes
CB3	Ann	Brown	2006	16		Yes	CB3	Edmund	Rosenbaum	2006	16		Yes
CB3	Elba	Buendia	2011	11		Yes	CB3	David	Rosero	1996	26		Yes
CB3	Mark	Buhrmester	2020	2		Yes	CB3	Lobsang	Salaka	2017	5		Yes
CB3	Muquith	Choudhury	2019	3		No	CB3	Dawn	Siff	2021	1		Yes
CB3	Haiko	Cornelissen	2019	3		Yes	CB3	Jimmy	Smith	1990	32		Yes
CB3	Shiv	Dass	2001	21		Yes	CB3	Fahad	Solaiman	2021	1		Yes
CB3	Sonya	Davis-Roberts	2012	10		Yes	CB3	Marlene	Tapper	2017	5		Yes
CB3	Michael	De Valera	2021	1		Yes	CB3	Frank	Taylor	2017	5	Chair	Yes
CB3	Vivian	Dock	1984	38		Yes	CB3	Arthur	Teiler	2001	21		Yes
CB3	Margaret	Dozier	2002	20		Yes	CB3	Shanel	Thomas Henry	2012	10		Yes

2022 Queens Community Board Members (as of April 1, 2022)

Board	First Name	Last Name	Initial Appointment Year	Length of Service (in years)	Leadership Position	Nominated by Council Member	Board	First Name	Last Name	Initial Appointment Year	Length of Service (in years)	Leadership Position	Nominated by Council Member
CB3	Hamlett	Wallace	1993	29		Yes	CB4	Lindsey	Quartini	2021	1	No	
CB3	Edwin	Westley	2003	19		Yes	CB4	Brian	Ramirez	2021	1		Yes
CB4	Rownoka	Ashakhan	2022	0		Yes	CB4	Ashley	Reed	2015	7	1st VC	Yes
CB4	Michelle	Calderon	2022	0		No	CB4	Cristian	Romero	2015	7	2nd VC	Yes
CB4	Valery	Calderon	2022	0		No	CB4	Clara	Salas	1985	37		Yes
CB4	Chaio-Chung	Chen	2016	6		Yes	CB4	A. Redd	Sevilla	2011	11		Yes
CB4	Jaime	Cho	2022	0		Yes	CB4	Urgen	Sherpa	2021	1		Yes
CB4	Lynda	Coral	2017	5		Yes	CB4	Alton	Smith	2012	10		Yes
CB4	Tsering	Dechen	2021	1		Yes	CB4	Dewan	Tarek	2018	4		Yes
CB4	Michelle	Dunston	2019	3		Yes	CB4	Marcello	Testa	2012	10		Yes
CB4	Aridia	Espinal	2019	3		Yes	CB4	Charlie	Tetiyevsky	2022	0		Yes
CB4	Leeanne	G-Bowley	2021	1		No	CB4	Louis	Walker	1990	32	Parliamentarian	Yes
CB4	Marialena	Giampino	2015	7	Chair	Yes	CB4	Yilin	Wang	2021	1		No
CB4	Lara	Gregory	2021	1		No	CB4	Minwen	Yang	2013	9		Yes
CB4	Ramakrishna	Kadukuntla	2022	0		Yes	CB4	May	Yu	2021	1		Yes
CB4	Deependra	Lama	2021	1		No	CB5	Bhubaneshor	Adhikari	2020	2		Yes
CB4	Vincent	Laucella	2019	3		Yes	CB5	Vincent	Arcuri	1976	46	Chair	Yes
CB4	James	Lisa	2001	21		Yes	CB5	Antonetta	Binanti	2018	4		Yes
CB4	Salvatore	Lombardo	1999	23		Yes	CB5	Adam	Bloom	2022	0		No
CB4	Carol	Machulski	2020	2		Yes	CB5	Jessica	Boiardi	2021	1		No
CB4	Sunil	Mahat	2020	2		Yes	CB5	Alyssa	Bonilla	2021	1		Yes
CB4	Abu Zafar	Mahmood	2022	0		Yes	CB5	Eric	Butkiewicz	2020	2		Yes
CB4	Patricia	Martin	2012	10		Yes	CB5	Rachel	Caracci	2021	1		Yes
CB4	Sylvia	Martin	2019	3		No	CB5	Robert	Cermeli	1990	32		Yes
CB4	Matthew	McElroy	2018	4		Yes	CB5	Walter	Clayton Jr.	2009	13		Yes
CB4	Rovenia	McGowan	1989	33		Yes	CB5	Patricia	Crowley	2000	22		Yes
CB4	Mac Ryan	Merchan	2022	0		Yes	CB5	Nickolas	Cuttonaro	2022	0		Yes
CB4	Jose	Morillo	2021	1		Yes	CB5	Maria	De la Cruz	2021	1		No
CB4	Edgar	Moya	2005	17		No	CB5	Brian	Dooley	2007	15		Yes
CB4	Ruby	Muhammad	2017	5		Yes	CB5	Derek	Evers	2021	1		No
CB4	Sandra	Munoz	2013	9		Yes	CB5	Dmytro	Fedkowskyj	2008	14	2nd VC	Yes
CB4	Georgina	Oliver	1997	25		Yes	CB5	Steven	Fiedler	1999	23		Yes
CB4	Athena G	Oliver	2021	1		No	CB5	Cecilia	Guerra	2022	0		Yes
CB4	Alexandra	Owens	2018	4		Yes	CB5	Fred	Haller	1988	34		Yes
CB4	Shrima	Pandey	2021	1		No	CB5	Fred	Hoefflerle	1996	26		Yes
CB4	Purushottam	Panthee	2021	1		No	CB5	Richard	Huber	2018	4		Yes
CB4	Alexa	Ponce	2016	6		Yes	CB5	Paul	Kerzner	1972	50		Yes

2022 Queens Community Board Members (as of April 1, 2022)

Board	First Name	Last Name	Initial Appointment Year	Length of Service (in years)	Leadership Position	Nominated by Council Member	Board	First Name	Last Name	Initial Appointment Year	Length of Service (in years)	Leadership Position	Nominated by Council Member
CB5	Maryann	Lattanzio	2017	5	Treasurer	Yes	CB6	Kandra	Clark	2022	0		No
CB5	Diego	Leclery	2021	1		No	CB6	Alexander	Cohen	2019	3		Yes
CB5	Edward	Lettau	2017	5		Yes	CB6	Latrice	Davis	2021	1		Yes
CB5	Patricia	Maltezos	2019	3		Yes	CB6	John	Dereszawski	2004	18	Parliamentarian	Yes
CB5	Katherine	Masi	2005	17		Yes	CB6	Alejandra	Diaz-Houston	2019	3		Yes
CB5	Eileen	Moloney	1998	24		Yes	CB6	Heather	Dimitriadis	2019	3	Chair	Yes
CB5	Marcin	Nadgorski	2021	1		No	CB6	Keith	Engel	2021	1	2nd VC	Yes
CB5	April	Narsasian	2021	1	Secretary	Yes	CB6	Brendan	Griffith	2016	6		Yes
CB5	Margaret	O'Kane	2008	14		Yes	CB6	Karen	Imas	2022	0		Yes
CB5	Michael	O'Kane	1992	30		Yes	CB6	Sarina	Jain	2022	0		Yes
CB5	Donald Robert	Passantino	1991	31		Yes	CB6	Mark	Laster	2016	6	3rd VC	Yes
CB5	Mike	Porcelli	1996	26		Yes	CB6	Beatrice	Leong	2022	0		Yes
CB5	Melissa	Rebecca	2022	0		Yes	CB6	Jonathan	Li	2020	2		Yes
CB5	Kenneth	Rehberger	2019	3		No	CB6	Kevin	Ly	2020	2	Secretary of Finance	Yes
CB5	Theodore	Renz	1979	43	1st VC	Yes	CB6	Jack	Medina	2009	13		Yes
CB5	Luis	Rodriguez	2012	10		Yes	CB6	Renee	Mehrra	2003	19		Yes
CB5	Lee	Rottenberg	2003	19		Yes	CB6	Steven	Metz	2019	3		Yes
CB5	Walter	Sanchez	1987	35		Yes	CB6	Julie	Milner	2022	0		Yes
CB5	Toby	Sheppard Bloch	2021	1		No	CB6	Patricia	Morgan	2019	3		Yes
CB5	Dennis	Stephan	2018	4		Yes	CB6	Rafael	Nektalov	2013	9		Yes
CB5	Catherine	Sumsky	2005	17		Yes	CB6	Elizabeth	Newton	2017	5		Yes
CB5	Katarzyna	Syta	2021	1		Yes	CB6	Tania	Padgett	2020	2	Secretary of Administration	Yes
CB5	Gyanal	Thapa	2019	3		Yes	CB6	Howard	Pollack	2022	0		Yes
CB5	Barbara	Toscano	2011	11		Yes	CB6	Diana	Rachnaev	2022	0		Yes
CB5	Patrick	Trinchese	2017	5		Yes	CB6	Shari	Rolnick	2016	6		Yes
CB5	Jasmin	Valle	2022	0		Yes	CB6	Gladys	Sandoval	2021	1		No
CB5	Michaeline	Von Drathen	2019	3		Yes	CB6	Petrina	Schneiderman	2022	0		Yes
CB5	Maryanna	Zero	2005	17		Yes	CB6	David	Schneier	2007	15		Yes
CB6	Michael	Arcati	2021	1	1st VC	Yes	CB6	Herbert	Schonhaut	2018	4		Yes
CB6	Anisa	Ayon	2018	4		Yes	CB6	Jean	Silva	2012	10		Yes
CB6	Kavish	Batra	2021	1		Yes	CB6	Teresa	Simmons	2021	1		No
CB6	Peter	Beadle	2013	9		Yes	CB6	Robert	Tamayev	2021	1		Yes
CB6	Miriam	Berfas	2005	17		Yes	CB6	Irina	Tamayeva	2021	1		Yes
CB6	Howard	Birnbaum	2021	1		Yes	CB6	Martha	Tucker	2021	1		No
CB6	Heidi	Chain	1999	23		Yes	CB6	Susan Mae	Wanderman	1987	35		Yes
CB6	Sheridan	Chu	2017	5		Yes	CB6	Alexa	Weitzman	2017	5		Yes
CB6	Laura	Ciacco	2022	0		Yes	CB6	Joan	Weston	2017	5		Yes

2022 Queens Community Board Members (as of April 1, 2022)

Board	First Name	Last Name	Initial Appointment Year	Length of Service (in years)	Leadership Position	Nominated by Council Member	Board	First Name	Last Name	Initial Appointment Year	Length of Service (in years)	Leadership Position	Nominated by Council Member
CB6	Brently	Winstead	2022	0	1st VC	No	CB7	Kris	Ram	2007	15	2nd VC	Yes
CB6	Edwin	Wong	2015	7		Yes	CB7	Paul	Rifino	2018	4		Yes
CB6	Daniel	Yakubov	2021	1		Yes	CB7	Warren	Schreiber	2002	20		Yes
CB6	Titilayo	Yasukawa	2022	0		Yes	CB7	Kevin	Shields	2012	10		Yes
CB7	Charles	Apelian	1988	34	Chair	Yes	CB7	Matthew	Silverstein	2014	8	4th VC	Yes
CB7	James	Cervino	2011	11		Yes	CB7	Joshua	Sussman	2003	19		Yes
CB7	Kaily	Cheng	2019	3		Yes	CB7	Joseph	Sweeney	1985	37		Yes
CB7	Michael	Cheng	2016	6		Yes	CB7	Saleem	Syed	2022	0		No
CB7	Kim	Cody	2013	9	3rd VC	Yes	CB7	John	Tsavalos	1996	26	Budget Director	No
CB7	Nicholas	Corrado	2012	10		Yes	CB7	Peter	Tu	2007	15		Yes
CB7	Derick	Fang	2022	0		Yes	CB7	Harpreet	Wahan	2015	7		Yes
CB7	Arlene	Fleishman	2009	13		Yes	CB7	Clarissa	Wong	2014	8		Yes
CB7	Richard	Forman	2017	5	1st VC	Yes	CB7	Maggie	Wong	2019	3	1st VC	Yes
CB7	Frank	Quatela	2021	1		Yes	CB7	Dian Song	Yu	2018	4		Yes
CB7	Fred	Fu	2004	18		No	CB7	Linna	Yu	1989	33		Yes
CB7	Doreen	Gatanas	2020	2		No	CB7	Lei	Zhao	2017	5		Yes
CB7	Vincent	Gianelli	2015	7	3rd VC	Yes	CB7	Jie	Zhu	2014	8	1st VC	Yes
CB7	Pablo	Hernandez	2002	20		No	CB8	Dilafroz	Ahmed	2002	20		Yes
CB7	Cody	Herrmann	2021	1		No	CB8	Heather	Bennett-Idels	2020	2		Yes
CB7	Jeff	Huang	2012	10		Yes	CB8	Robert Hoyt	Block	2012	10		Yes
CB7	Lawrence	Hughes	2016	6	Chair	No	CB8	Edward	Chung	2013	9	1st VC	Yes
CB7	Eugene	Kelty	1984	38		Yes	CB8	Susan	Cleary	2002	20		Yes
CB7	Phil	Konigsberg	2009	13		Yes	CB8	Kenneth	Cohen	2008	14		Yes
CB7	Esther	Lee	2002	20		Yes	CB8	Solomon	Davydov	2020	2		Yes
CB7	Wensong	Li	2019	3	3rd VC	Yes	CB8	Maria	DeInnocentiis	1996	26	1st VC	Yes
CB7	Wendy	Louie	2019	3		Yes	CB8	Mohammed Islam	Delwar	2022	0		Yes
CB7	Frank	Macchio	1997	25		Yes	CB8	Allen	Eisenstein	1996	26		Yes
CB7	Betsy	Mak	2020	2		Yes	CB8	Kevin	Forrestal	2000	22		Yes
CB7	Richard	McEachern	2011	11	1st VC	Yes	CB8	Howard	Fried	2002	20	1st VC	Yes
CB7	Barbara	McHugh	2010	12		Yes	CB8	Bhitihara Martha	Fulton	2016	6		Yes
CB7	Xinwei Michelle	Miao	2020	2		Yes	CB8	James	Gallagher	1994	28		Yes
CB7	Selma	Moses	2003	19		Yes	CB8	John	Gebhard	2017	5		Yes
CB7	Sergio	Nicolich	2019	3	1st VC	Yes	CB8	Wendy	Gennaro	2019	3	1st VC	Yes
CB7	Millicent	O'Meally	1988	34		No	CB8	Ashan	Habib	2021	1		Yes
CB7	John	Park	2018	4		Yes	CB8	Marc	Haken	2004	18		Yes
CB7	Terrence	Park	1999	23		Yes	CB8	Michael	Hannibal	2010	12		Yes
CB7	Yacov	Pshtissky	2020	2		Yes	CB8	Tamara	Hirsch	1987	35		Yes

2022 Queens Community Board Members (as of April 1, 2022)

Board	First Name	Last Name	Initial Appointment Year	Length of Service (in years)	Leadership Position	Nominated by Council Member	Board	First Name	Last Name	Initial Appointment Year	Length of Service (in years)	Leadership Position	Nominated by Council Member
CB8	Neeta	Jain	2022	0		Yes	CB9	Kamal	Bhuiyan	2014	8		Yes
CB8	Steven	Konigsberg	1996	26		Yes	CB9	Kirpal	Billing	2021	1		No
CB8	Paul	Lazauskas	2013	9		Yes	CB9	Zoila	Bofill	2017	5		Yes
CB8	Meshulam	Lisker	2005	17		Yes	CB9	Latchman	Budhai	2002	20		Yes
CB8	Elke	Maerz	2012	10		Yes	CB9	John	Carter	1991	31	Treasurer	Yes
CB8	Mary	Maggio	1999	23	3rd VC	Yes	CB9	Daniel	Chu	2020	2		Yes
CB8	Jennifer	Martin	2014	8		Yes	CB9	Daniel	Coffaro Hill	2022	0		Yes
CB8	Yaniv	Meirov	2022	0		Yes	CB9	Andrea	Crawford	2003	19		Yes
CB8	David	Mordukhaev	2020	2		Yes	CB9	Marylin	Custodio	2020	2		Yes
CB8	Dilip	Nath	2018	4		No	CB9	Sandra	Datnarain	2008	14	2nd VC	Yes
CB8	Shlomo	Nisanov	2014	8		Yes	CB9	Joan	DeCamp	1985	37		Yes
CB8	Alan	Ong	2020	2		Yes	CB9	Steve	Esposito	2002	20		Yes
CB8	Tamara	Osherov	2008	14		Yes	CB9	Jan	Fenster	2015	7		Yes
CB8	Hersh	Parekh	2020	2		Yes	CB9	Daniel	Grieve	2017	5		Yes
CB8	Simon	Pelman	1984	38		Yes	CB9	Sylvia	Hack	1974	48		Yes
CB8	Frances	Peterson	1996	26		Yes	CB9	Orazio Joe	Iaboni	2006	16		Yes
CB8	Mohammad	Rahman	2019	3		Yes	CB9	Carmela	Isabela	2022	0		Yes
CB8	Charlton	Rhee	1998	24		Yes	CB9	Sherman	Kane	2007	15		Yes
CB8	Jesse	Rosenbaum	1998	24		Yes	CB9	Reaz	Khan	2021	1		No
CB8	Seymour	Schwartz	1996	26	2nd VC	Yes	CB9	Kemanad	Kishore	2020	2		Yes
CB8	Deepti	Sharma	2021	1		No	CB9	Katherine	Maradiaga	2021	1		Yes
CB8	Douglas	Sherman	2015	7		Yes	CB9	Kevin	O'Leary	2009	13		Yes
CB8	Harbachan	Singh	2002	20	Treasurer	Yes	CB9	Michael	Pereira	2021	1		No
CB8	Dr. Penny Maureen Stern		2017	5		Yes	CB9	Daniel	Pollack	2001	21		Yes
CB8	Martha	Taylor	1995	27	Chair	Yes	CB9	Diannedrea	Ramoutar	2021	1		No
CB8	Mohammed	Tohin	2014	8		No	CB9	Cristal	Rivera	2017	5		Yes
CB8	Amy	Tse	2022	0		Yes	CB9	Bernard	Robert	2022	0		Yes
CB8	Jacob	Weinberg	2007	15		Yes	CB9	Mohamed	Safie	2003	19		Yes
CB8	Tamika	Williams-Moore	2021	1		Yes	CB9	Regina	Santoro	2002	20		Yes
CB8	Emanuel	Yllescas	2022	0		Yes	CB9	Anjali	Seegobin	2021	1		No
CB9	Marla	Abarca	2021	1		No	CB9	Jarnail	Singh	2014	8		Yes
CB9	Inderpaul	Ahluwalia	2012	10		Yes	CB9	Maharani	Singh	2011	11		Yes
CB9	Sherry	Alfredo	2018	4	Chair	Yes	CB9	Matthew	Singh	2015	7		Yes
CB9	Faiuze	Ali	2017	5		Yes	CB9	Mohinder	Singh	2016	6		Yes
CB9	Dilraj	Batchu	2020	2		Yes	CB9	Raghbir	Singh	2009	13		Yes
CB9	Julio	Batista	2012	10		Yes	CB9	Sursattie	Singh	2020	2		Yes
CB9	Dulal	Bhattacharjee	2008	14		Yes	CB9	J. Richard	Smith	2003	19		Yes

2022 Queens Community Board Members (as of April 1, 2022)

Board	First Name	Last Name	Initial Appointment Year	Length of Service (in years)	Leadership Position	Nominated by Council Member	Board	First Name	Last Name	Initial Appointment Year	Length of Service (in years)	Leadership Position	Nominated by Council Member
CB9	Alexandria	Sumpter-Delves	2020	2	1st VC	Yes	CB10	Ashford	Maharaj	2019	3		Yes
CB9	Esta-Joy	Sydell	2021	1		No	CB10	Ruben	Martinez	2011	11		Yes
CB9	Marie	Turley	1989	33		Yes	CB10	Dorothy	Mitchell	2002	20		Yes
CB9	Seth	Welins	2009	13		Yes	CB10	Fazlurrahman	Mohamed	2016	6		Yes
CB9	Kenichi	Wilson	2013	9		Yes	CB10	Stacy	Mohamed	2021	1		No
CB9	Lilian	Yagual	2021	1		No	CB10	Rohan	Narine	2022	0		Yes
CB10	Michele	Adams	2021	1		Yes	CB10	Angela	Nocerino	2021	1		Yes
CB10	Mohamed	Amin	2018	4		No	CB10	Silvestro	Pace	1999	23		Yes
CB10	Luis	Amorim	2006	16		Yes	CB10	Jose	Quijano	2012	10		Yes
CB10	Angela	Antonino	1989	33		Yes	CB10	Amar	Rajnauth	2022	0		Yes
CB10	Pamela	Baumann	2009	13		No	CB10	Bhola	Ramsundar	2011	11		Yes
CB10	Natalie	Bissoon	2019	3		Yes	CB10	George	Russo	2009	13		Yes
CB10	Elizabeth	Braton	1979	43	Chair	Yes	CB10	Nellie	Santiago	1976	46	Treasurer	Yes
CB10	John	Calcagnile	1997	25	1st VC	Yes	CB10	Varinder	Singh	2021	1		No
CB10	James	Caruso	2000	22		Yes	CB10	Jody	Stahl	2018	4		Yes
CB10	Emily	Cheng	2021	1		No	CB10	Sharif	Uddin	2022	0		Yes
CB10	Marie	Cherenfant	2019	3		Yes	CB10	Isabel	Van Putten	1999	23	2nd VC	No
CB10	Rosemary	Ciulla-Frisone	2001	21	Executive Secretary	Yes	CB10	Marilyn	Vecchio	2008	14		Yes
CB10	Anthony	Cosentino	1982	40		Yes	CB10	Linda	Walker	2006	16		Yes
CB10	Justin	Coulverson	2021	1		No	CB11	Dawn	Anatra	2022	0		Yes
CB10	Frank	Dardani	1996	26		Yes	CB11	Adriana	Aviles	2020	2		Yes
CB10	Amanda	Deebrah	2021	1		Yes	CB11	Lana	Bind	2006	16		Yes
CB10	Anoop	Dhanpat	2018	4		No	CB11	Michael	Budabin	2017	5	Chair	Yes
CB10	Irene	Dimoh	2010	12		Yes	CB11	Jessica	Burke	2021	1		Yes
CB10	Betty	Escobar	2022	0		No	CB11	Susan	Cerezo	2011	11		Yes
CB10	John	Fazio	1976	46		Yes	CB11	Justin	Chew	2017	5		Yes
CB10	Edna	Fraylon	2016	6		Yes	CB11	Sharon	Chin	2020	2		Yes
CB10	Anthony	Garcia	2021	1		No	CB11	Carmen	Collado	2019	3		Yes
CB10	Anthony	Gellineau	2011	11		Yes	CB11	Victor	Dadras	2018	4	1st VC	Yes
CB10	Roger	Gendron	2019	3		Yes	CB11	Lourdes	December	2018	4		Yes
CB10	Peter	Granickas	2000	22		Yes	CB11	Paul	DiBenedetto	2005	17		Yes
CB10	Raimondo	Graziano	2022	0		No	CB11	Mary	Donahue	2015	7		Yes
CB10	Anthony	Hill	2022	0		No	CB11	Henry	Euler	2005	17	3rd VC	Yes
CB10	Romeo	Hitlall	2008	14		Yes	CB11	C. Omarr	Evans	2022	0		No
CB10	Elaine	Holland	2011	11		Yes	CB11	Mario	Ferazzoli	2003	19		Yes
CB10	Pierre	Kishun	2016	6		No	CB11	Michelle	Fields	2022	0		No
CB10	Melanie	Logan	2021	1		No	CB11	Elias	Fillas	2017	5		Yes

2022 Queens Community Board Members (as of April 1, 2022)

Board	First Name	Last Name	Initial Appointment Year	Length of Service (in years)	Leadership Position	Nominated by Council Member	Board	First Name	Last Name	Initial Appointment Year	Length of Service (in years)	Leadership Position	Nominated by Council Member
CB11	Jack	Fried	1977	45		Yes	CB12	Jacqueline	Boyce	1990	32		Yes
CB11	Christopher	Fuentes-Padilla	2022	0		No	CB12	Maxine	Brannon	2016	6		Yes
CB11	Albert	Galatan	2016	6		Yes	CB12	Kenny	Carter	2016	6		Yes
CB11	Joan	Garippa	1980	42		Yes	CB12	Manuel	Caughman	2000	22		Yes
CB11	Roy	Giusetti	2022	0		Yes	CB12	Rene	Cheatham-Hill	2011	11		Yes
CB11	Michael	Golia	2019	3		Yes	CB12	Tanbir	Chowdhury	2022	0		Yes
CB11	Rosemarie	Guidice	2018	4		Yes	CB12	Hon. Clifton	Diaz	2018	4		Yes
CB11	Bernard	Haber	1969	53		Yes	CB12	Marcia	Francis	2018	4		Yes
CB11	George	Hadjiconstantinou	2022	0		Yes	CB12	Glenn	Greenidge	2012	10		Yes
CB11	Christine	Haider	1991	31	2nd VC	Yes	CB12	Nurul	Haque	2018	4		Yes
CB11	Laura	James	2002	20		Yes	CB12	Vishal	Hardowar	2019	3		No
CB11	Mohan	Jethwani	1982	40		Yes	CB12	Yullanda	Hinds	2022	0		Yes
CB11	John	Kelly, IV	2017	5		Yes	CB12	Crystal	Isaac	2020	2		Yes
CB11	Jena	Lanzetta	2021	1		Yes	CB12	Khondokar	Islam	2016	6		Yes
CB11	Yosef	Lee	2019	3		Yes	CB12	Audrey Lee	Jacobs	2016	6		Yes
CB11	Robert	Liatto	2011	11		Yes	CB12	Aiysha	Jaggassar	2012	10	Secretary	Yes
CB11	Fleur	Martino	2019	3		Yes	CB12	Celeste	James	2009	13		Yes
CB11	Karen	Mazza	2022	0		No	CB12	Clementine	James	2017	5		Yes
CB11	George	Mihaltzes	2013	9		Yes	CB12	Chantel	Johnson	2022	0		Yes
CB11	Eileen	Miller	2007	15		Yes	CB12	Al-Hassan	Kanu	2019	3		Yes
CB11	Douglas	Montgomery	2012	10		Yes	CB12	Bilal	Karriem	2009	13	2nd VC	Yes
CB11	Allan	Palzer	1971	51		Yes	CB12	Michele	Keller	1992	30	1st VC	Yes
CB11	Akshar	Patel	2019	3		Yes	CB12	Dawn	Kelly	2021	1		Yes
CB11	Wendy	Pelle-Beer	2018	4		Yes	CB12	Latoya	LeGrand	2021	1		Yes
CB11	Stephen	Pivawer	1998	24		Yes	CB12	Sharon	Lindsey-Sweeting	2021	1		Yes
CB11	Stephan	Popa	2019	3		Yes	CB12	Bernadette	Logan	2019	3		Yes
CB11	Gunjan	Rastogi	2020	2		Yes	CB12	Wanda	Manley	2019	3		Yes
CB11	Christina	Scherer	2007	15		Yes	CB12	Rev. Edward	McKay	2006	16		No
CB11	Jyothi	Sriram	2012	10		Yes	CB12	Angela	Miskis	2022	0		Yes
CB11	Seena	Sweet	2022	0		Yes	CB12	Abdus-Salaam	Musa	2021	1		No
CB11	Benjamin	Turner	2017	5		Yes	CB12	Shah	Nawaz	2019	3		No
CB11	Sam	Wong	2020	2		Yes	CB12	Charline	Ogbeni	2020	2		Yes
CB12	Alam	Ahnaf	2021	1		No	CB12	Akther	Rahman	2020	2		Yes
CB12	Mohammed	Ali	2019	3		Yes	CB12	Jean	Randolph-Castro	2020	2		Yes
CB12	Angela	Allen	2021	1		No	CB12	Fitzroy	Searles	2020	2		Yes
CB12	Melvin	Artis	2009	13	Parliamentarian	Yes	CB12	Amanda	Sewanan	2022	0		Yes
CB12	Natalie	Blaine	2021	1		Yes	CB12	Owen	Shakespeare	2020	2		Yes

2022 Queens Community Board Members (as of April 1, 2022)

Board	First Name	Last Name	Initial Appointment Year	Length of Service (in years)	Leadership Position	Nominated by Council Member	Board	First Name	Last Name	Initial Appointment Year	Length of Service (in years)	Leadership Position	Nominated by Council Member
CB12	Florence	Simmons	2012	10	3rd VC	Yes	CB13	Rhonda	Kontner	2013	9		Yes
CB12	Yvette	Sledge	2012	10		Yes	CB13	Antony	Kuncheria	2011	11		Yes
CB12	Carlene	Thorbs	2009	13	Chair	Yes	CB13	Jonathan	Logan	2015	7		Yes
CB12	Toni	Totten	2016	6		Yes	CB13	Michael	Mallia	2020	2		Yes
CB12	Linette	Townsley	2020	2		Yes	CB13	Sophia	Mighty	2020	2		Yes
CB12	Khari	White	2020	2		Yes	CB13	Kangela	Moore	2008	14		No
CB12	Jeanette	Wilson	2020	2		Yes	CB13	Curlene	Nelson	2017	5		Yes
CB12	Patricia	Wooden	2022	0		No	CB13	Marcia	O'Brien	2011	11	2nd VC	Yes
CB13	Robert	Alleyne	2022	0		Yes	CB13	Michael	O'Keeffe	2016	6		Yes
CB13	Rachelle	Antoine	2022	0		Yes	CB13	Cinnamon	Paltoo	2020	2		Yes
CB13	Angela	Augugliaro	1998	24		Yes	CB13	David	Pecoraro	2022	0		Yes
CB13	Corey	Bearak	2000	22		Yes	CB13	Nagassar	Ramgarib	2000	22		Yes
CB13	Loleta	Beckett-Nicholson	2022	0		Yes	CB13	Anup	Ramnauth	2006	16		Yes
CB13	Alain	Berrouet	2014	8		Yes	CB13	Peter	Richards	1996	26		Yes
CB13	Sheila	Beverly-Skinner	2022	0		Yes	CB13	Ashok	Satkalmi	2010	12		Yes
CB13	Bryan	Block	2005	17	Chair	Yes	CB13	Steven	Taylor	2017	5		Yes
CB13	Kyle	Bragg	2011	11		Yes	CB13	Perminder	Thiara	2019	3		Yes
CB13	Alexandra	Brathwaite	2021	1		No	CB13	Koshy	Thomas	2022	0		Yes
CB13	Barbara	Clements	2017	5		Yes	CB13	Lourdes	Villanueva Hartrick	2017	5		Yes
CB13	Sylvia	Cothia	2019	3		Yes	CB13	Pritpal	Walia	2011	11		Yes
CB13	Marissa	Cronin	2021	1		No	CB13	Jackie	Wilson	2007	15		Yes
CB13	Vernal	Crooms-Holder	2014	8		Yes	CB14	Audrey	Amsterdam Handy	2018	4		Yes
CB13	Tanya	Cruz	2007	15		Yes	CB14	Mark	Anaya	2021	1		Yes
CB13	Delroy	Dawkins	2013	9		Yes	CB14	Gabrielle	Bennett	2021	1		No
CB13	Bess	DeBetham	2001	21		Yes	CB14	Yaakov	Berger	2021	1		No
CB13	Derrick	DeFlorimonte	2019	3		Yes	CB14	Lailah	Boyd	2021	1		No
CB13	James	Delaney	1973	49		Yes	CB14	Giselle	Carter	2021	1		No
CB13	Stephanie	Delia	2021	1		Yes	CB14	Natasha	Carter	2021	1		No
CB13	Nickolette	Emptage	2022	0		Yes	CB14	Louis	Caucig	1998	24		Yes
CB13	Charles	Farruggia	2006	16		Yes	CB14	John	Cori	2013	9		Yes
CB13	Lorraine	Gittens-Bridges	2016	6		Yes	CB14	Gerald	David	1977	45		Yes
CB13	Robert	Glover	2012	10		Yes	CB14	Eric	Diaz	2021	1		No
CB13	Richard	Hellenbrecht	1987	35	1st VC	Yes	CB14	Rose Marie	Duggan-Gulston	2021	1		No
CB13	Fay	Hill	2013	9		Yes	CB14	Jack	Epter	2020	2		Yes
CB13	Violet	Huie	2009	13		Yes	CB14	Temima	Feldman	2017	5		Yes
CB13	Mohamood	Ishmael	2013	9	Treasurer	Yes	CB14	Menashe	Friedman	2022	0		Yes
CB13	Jaslin	Kaur	2022	0		Yes	CB14	Jaden	Gabb	2021	1		No

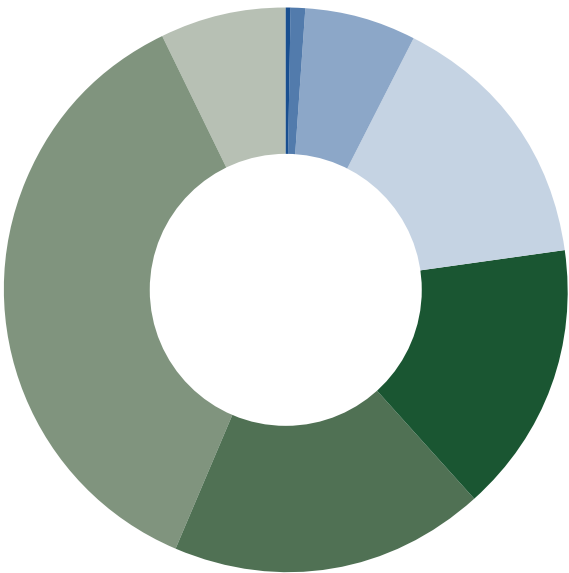
2022 Queens Community Board Members (as of April 1, 2022)

Board	First Name	Last Name	Initial Appointment Year	Length of Service (in years)	Leadership Position	Nominated by Council Member
CB14	Eugenia	Gibson	2019	3		Yes
CB14	Yitzchok	Goldstone	2019	3		Yes
CB14	Avionne	Gumbs-Cummings	2022	0		Yes
CB14	Randy	Hall	2021	1		No
CB14	Brian	Heffernan	2000	22		Yes
CB14	Felicia	Johnson	2000	22	3rd VC	Yes
CB14	Brian	Kelly	2021	1		No
CB14	Paul	King	2019	3		Yes
CB14	Maggie	Larkins	2021	1		No
CB14	Caren	Lee	2022	0		Yes
CB14	Betty	Leon	1998	24	4th VC	Yes
CB14	LuQuan	Lloyd	2022	0		No
CB14	Denise	Lopresti Neibel	2017	5		Yes
CB14	Annette	Lord Cohen	2002	20		Yes
CB14	Nancy	Martinez	2019	3		Yes
CB14	Rosalyn	Mason	2018	4		Yes
CB14	John	McCambridge	2003	19		Yes
CB14	Evelyn	Miller-Suber	2022	0		Yes
CB14	Isa	Mitchell	2021	1		No
CB14	Sonia	Moise	2014	8		Yes
CB14	Helen	Montero	2018	4		Yes
CB14	Aldean	Moore	1993	29	1st VC	Yes
CB14	Daniel	Mundy	1993	29	2nd VC	Yes
CB14	Dolores	Orr	1990	32	Chair	Yes
CB14	Harold	Paez	2018	4		Yes
CB14	Eugene	Pasternak	1993	29		Yes
CB14	Vernell	Robinson	2022	0		No
CB14	David	Rood-Ojalvo	2021	1		No
CB14	David	Shelborne	2022	0		Yes
CB14	Karen	Sloan Payne	2011	11		Yes
CB14	Christopher	Tedesco	2014	8		Yes
CB14	Jose	Velez	2004	18	Secretary/Treasurer	Yes
CB14	Wanda	Warden	2019	3		Yes
CB14	Lisa	Williams	2021	1		No

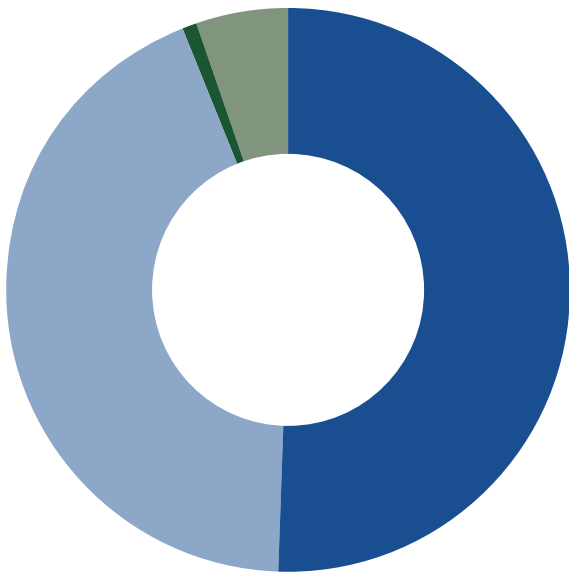
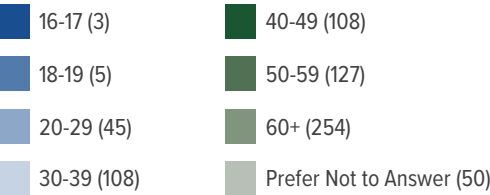


2022 Queens Community Board Members

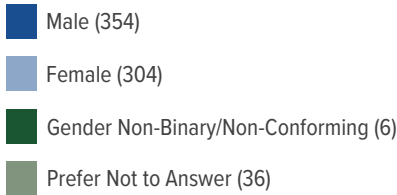
Overall Demographic Information



Age



Gender



Language			
Arabic	6	Latin	0
Armenian	1	Malayalam	2
ASL	3	Maltese	0
Bangala	4	Mandarin	10
Bengali	23	Nepali	12
Cantonese	15	Polish	1
Chinese	10	Portuguese	5
Dutch	2	Punjabi	14
English	592	Russian	10
Farsi	3	Serbo-Croatian	0
Filipino	4	Shanghainese	0
French	30	Spanish	120
German	10	Tagalog	7
Greek	10	Taiwanese	0
Gujarati	3	Tajik	1
Haitian Creole	7	Tamil	1
Hebrew	9	Tibetan	5
Hindi	41	Urdu	18
Italian	18	Uzbek	1
Japanese	2	Vietnamese	0
Korean	7	Yiddish	4
Krio	0	No Response	41

Housing Type			
Apartment Rental (Market Rate)	122	Rent-Regulated Apartment	29
Co-op	73	Roommate, Lodger, Rent a Room, SRO	8
Condo	17	Live with Parents/ Intergenerational Household	6
House Rental (Market Rate)	28	Other	13
Mitchell-Lama Co-op	5	Prefer Not to Answer	52
Own a House	336		
Public Housing/ NYCHA	11		

Main Forms of Transportation			
Subway/Train	364	Bus	284
Walking	276	Bike or Micro-Mobility Device	96
Private Bus Service (Dollar Van)	7	For-Hire Vehicle (Uber, Lyft, etc.)	120
Access-a-Ride or Other Paratransit Service	10	Prefer Not to Answer	29
Personal Vehicle	502		

Educational Attainment			
Associate Degree	45	Some Graduate School or Professional School	36
Bachelor's Degree	182	Some High School	4
Doctoral Degree	20	Trade or Vocational Degree	14
High School Graduate or Equivalent	38	Prefer Not to Answer	32
Law Degree	56		
Master's Degree	191		
Medical Degree	5		
Some College	77		

Self-Identification		Other Background	
African American/ Black	148	LGBTQIA+	31
Caribbean/ West Indian	61	Person with a Disability	43
East Asian/ South East Asian/ Pacific Islander	71	Parent/Guardian of a Child (Pre-K to 12)	131
South Asian	60	Immigrant	107
Latina/o/x/ Hispanic	86	Veteran/ Military Service	36
White/European	265	Non-Native Speaker of English	42
Native American/ American Indian	3	Caregiver	49
South West Asian (Middle Eastern)/ North African	7	Prefer Not to Answer	90
Prefer Not to Answer	65		

2022 Queens Community Board 1 Members Demographic Information



Age

16-17 (0)	40-49 (6)
18-19 (0)	50-59 (10)
20-29 (5)	60+ (12)
30-39 (10)	Prefer Not to Answer (7)



Gender

Male (23)
Female (20)
Gender Non-Binary/Non-Conforming (0)
Prefer Not to Answer (7)

Language			
Arabic	2	Latin	0
Armenian	0	Malayalam	0
ASL	1	Maltese	0
Bangala	0	Mandarin	1
Bengali	3	Nepali	0
Cantonese	1	Polish	0
Chinese	1	Portuguese	0
Dutch	0	Punjabi	0
English	38	Russian	0
Farsi	0	Serbo-Croatian	0
Filipino	1	Shanghainese	0
French	4	Spanish	13
German	1	Tagalog	0
Greek	6	Taiwanese	0
Gujarati	0	Tajik	0
Haitian Creole	0	Tamil	0
Hebrew	0	Tibetan	1
Hindi	1	Urdu	0
Italian	1	Uzbek	0
Japanese	0	Vietnamese	0
Korean	0	Yiddish	0
Krio	0	No Response	1

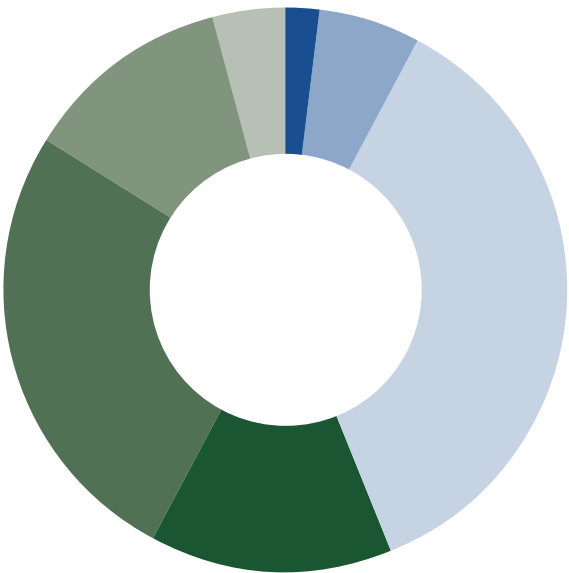
Housing Type			
Apartment Rental (Market Rate)	14	Rent-Regulated Apartment	4
Co-op	1	Roommate, Lodger, Rent a Room, SRO	2
Condo	2		
House Rental (Market Rate)	0	Live with Parents/ Intergenerational Household	0
Mitchell-Lama Co-op	0	Other	0
Own a House	16	Prefer Not to Answer	5
Public Housing/ NYCHA	6		

Main Forms of Transportation			
Subway/Train	38	Bus	25
Walking	14	Bike or Micro-Mobility Device	14
Private Bus Service (Dollar Van)	0	For-Hire Vehicle (Uber, Lyft, etc.)	17
Access-a-Ride or Other Paratransit Service	1	Prefer Not to Answer	2
Personal Vehicle	20		

Educational Attainment			
Associate Degree	3	Some Graduate School or Professional School	3
Bachelor's Degree	18		
Doctoral Degree	1	Some High School	0
High School Graduate or Equivalent	2	Trade or Vocational Degree	1
Law Degree	2	Prefer Not to Answer	6
Master's Degree	13		
Medical Degree	0		
Some College	1		

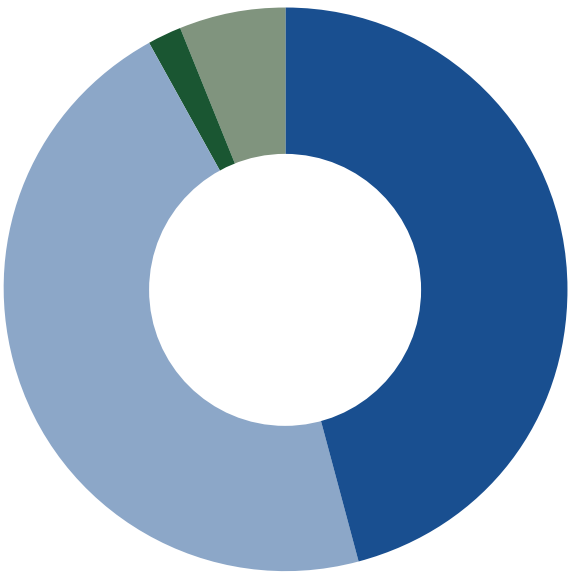
Self-Identification		Other Background	
African American/ Black	7	LGBTQIA+	5
Caribbean/ West Indian	0	Person with a Disability	3
East Asian/ South East Asian/ Pacific Islander	6	Parent/Guardian of a Child (Pre-K to 12)	11
South Asian	3	Immigrant	8
Latina/o/x/ Hispanic	6	Veteran/ Military Service	0
White/European	18	Non-Native Speaker of English	4
Native American/ American Indian	1	Caregiver	4
South West Asian (Middle Eastern)/ North African	3	Prefer Not to Answer	8
Prefer Not to Answer	9		

2022 Queens Community Board 2 Members Demographic Information



Age

16-17 (1)	40-49 (7)
18-19 (0)	50-59 (13)
20-29 (3)	60+ (6)
30-39 (18)	Prefer Not to Answer (2)



Gender

Male (23)
Female (23)
Gender Non-Binary/Non-Conforming (1)
Prefer Not to Answer (3)

Language			
Arabic	1	Latin	0
Armenian	0	Malayalam	0
ASL	0	Maltese	0
Bangala	0	Mandarin	1
Bengali	4	Nepali	3
Cantonese	0	Polish	0
Chinese	0	Portuguese	1
Dutch	0	Punjabi	1
English	42	Russian	0
Farsi	0	Serbo-Croatian	0
Filipino	1	Shanghainese	0
French	6	Spanish	15
German	0	Tagalog	3
Greek	1	Taiwanese	0
Gujarati	0	Tajik	0
Haitian Creole	0	Tamil	0
Hebrew	1	Tibetan	1
Hindi	5	Urdu	3
Italian	2	Uzbek	0
Japanese	0	Vietnamese	0
Korean	1	Yiddish	0
Krio	0	No Response	3

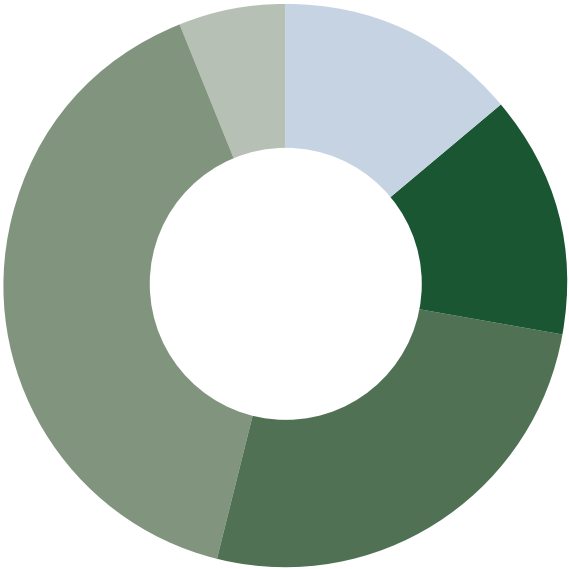
Housing Type			
Apartment Rental (Market Rate)	20	Rent-Regulated Apartment	6
Co-op	3	Roommate, Lodger, Rent a Room, SRO	2
Condo	1		
House Rental (Market Rate)	3	Live with Parents/ Intergenerational Household	0
Mitchell-Lama Co-op	0	Other	0
Own a House	10	Prefer Not to Answer	5
Public Housing/ NYCHA	0		

Main Forms of Transportation			
Subway/Train	44	Bus	28
Walking	37	Bike or Micro-Mobility Device	21
Private Bus Service (Dollar Van)	0	For-Hire Vehicle (Uber, Lyft, etc.)	14
Access-a-Ride or Other Paratransit Service	0	Prefer Not to Answer	2
Personal Vehicle	17		

Educational Attainment			
Associate Degree	4	Some Graduate School or Professional School	1
Bachelor's Degree	16		
Doctoral Degree	3	Some High School	0
High School Graduate or Equivalent	3	Trade or Vocational Degree	0
Law Degree	4	Prefer Not to Answer	2
Master's Degree	15		
Medical Degree	0		
Some College	2		

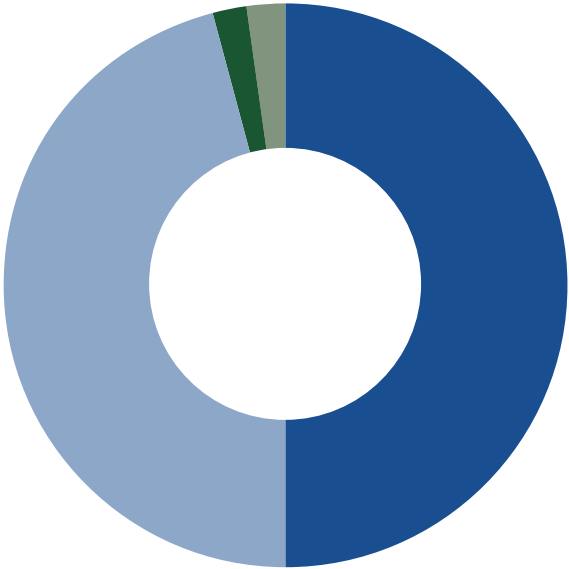
Self-Identification		Other Background	
African American/ Black	6	LGBTQIA+	4
Caribbean/ West Indian	1	Person with a Disability	3
East Asian/ South East Asian/ Pacific Islander	6	Parent/Guardian of a Child (Pre-K to 12)	6
South Asian	7	Immigrant	8
Latina/o/x/ Hispanic	10	Veteran/ Military Service	0
White/European	21	Non-Native Speaker of English	3
Native American/ American Indian	0	Caregiver	6
South West Asian (Middle Eastern)/ North African	1	Prefer Not to Answer	4
Prefer Not to Answer	2		

2022 Queens Community Board 3 Members Demographic Information



Age

16-17 (0)	40-49 (7)
18-19 (0)	50-59 (13)
20-29 (0)	60+ (20)
30-39 (7)	Prefer Not to Answer (3)



Gender

Male (25)
Female (23)
Gender Non-Binary/Non-Conforming (1)
Prefer Not to Answer (1)

Self-Identification	
African American/ Black	16
Caribbean/ West Indian	4
East Asian/ South East Asian/ Pacific Islander	3
South Asian	4
Latina/o/x/ Hispanic	7
White/European	16
Native American/ American Indian	0
South West Asian (Middle Eastern)/ North African	0
Prefer Not to Answer	3

Other Background	
LGBTQIA+	3
Person with a Disability	2
Parent/Guardian of a Child (Pre-K to 12)	10
Immigrant	10
Veteran/ Military Service	5
Non-Native Speaker of English	3
Caregiver	6
Prefer Not to Answer	3

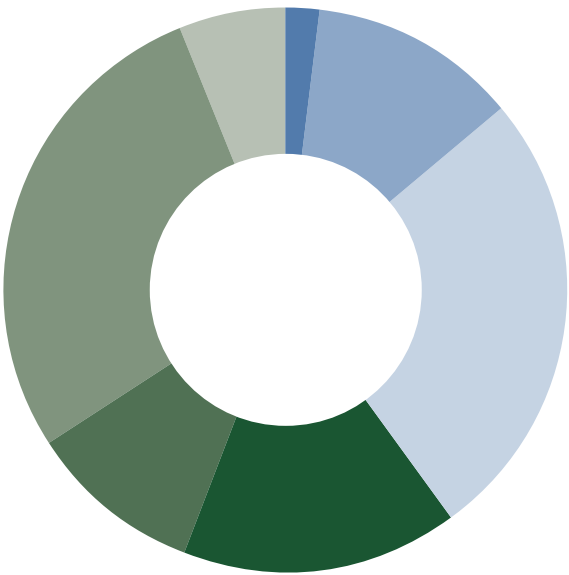
Language			
Arabic	x	Latin	x
Armenian	x	Malayalam	x
ASL	x	Maltese	x
Bangala	x	Mandarin	x
Bengali	x	Nepali	x
Cantonese	x	Polish	x
Chinese	x	Portuguese	x
Dutch	x	Punjabi	x
English	x	Russian	x
Farsi	x	Serbo-Croatian	x
Filipino	x	Shanghainese	x
French	x	Spanish	x
German	x	Tagalog	x
Greek	x	Taiwanese	x
Gujarati	x	Tajik	x
Haitian Creole	x	Tamil	x
Hebrew	x	Tibetan	x
Hindi	x	Urdu	x
Italian	x	Uzbek	x
Japanese	x	Vietnamese	x
Korean	x	Yiddish	x
Krio	x	No Response	x

Housing Type			
Apartment Rental (Market Rate)	6	Rent-Regulated Apartment	4
Co-op	13	Roommate, Lodger, Rent a Room, SRO	0
Condo	1	Live with Parents/ Intergenerational Household	0
House Rental (Market Rate)	3	Other	0
Mitchell-Lama Co-op	0	Prefer Not to Answer	3
Own a House	20		
Public Housing/ NYCHA	0		

Main Forms of Transportation			
Subway/Train	31	Bus	23
Walking	28	Bike or Micro-Mobility Device	13
Private Bus Service (Dollar Van)	0	For-Hire Vehicle (Uber, Lyft, etc.)	9
Access-a-Ride or Other Paratransit Service	0	Prefer Not to Answer	2
Personal Vehicle	36		

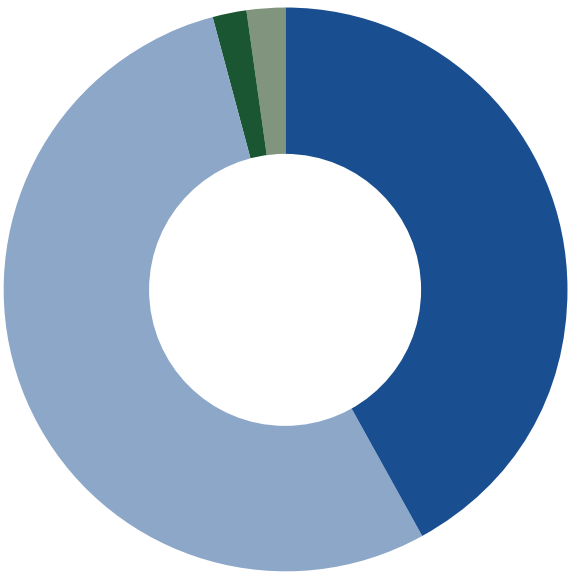
Educational Attainment			
Associate Degree	3	Some Graduate School or Professional School	1
Bachelor's Degree	13	Some High School	0
Doctoral Degree	1	Trade or Vocational Degree	1
High School Graduate or Equivalent	1	Prefer Not to Answer	2
Law Degree	4		
Master's Degree	17		
Medical Degree	0		
Some College	7		

2022 Queens Community Board 4 Members Demographic Information



Age

16-17 (0)	40-49 (8)
18-19 (1)	50-59 (5)
20-29 (6)	60+ (14)
30-39 (13)	Prefer Not to Answer (3)



Gender

Male (21)
Female (27)
Gender Non-Binary/Non-Conforming (1)
Prefer Not to Answer (1)

Language			
Arabic	1	Latin	0
Armenian	0	Malayalam	0
ASL	0	Maltese	0
Bangala	1	Mandarin	0
Bengali	2	Nepali	6
Cantonese	1	Polish	0
Chinese	2	Portuguese	0
Dutch	0	Punjabi	1
English	38	Russian	1
Farsi	0	Serbo-Croatian	0
Filipino	1	Shanghainese	0
French	1	Spanish	16
German	0	Tagalog	1
Greek	0	Taiwanese	0
Gujarati	0	Tajik	0
Haitian Creole	0	Tamil	0
Hebrew	0	Tibetan	2
Hindi	7	Urdu	6
Italian	1	Uzbek	0
Japanese	1	Vietnamese	0
Korean	0	Yiddish	0
Krio	0	No Response	1

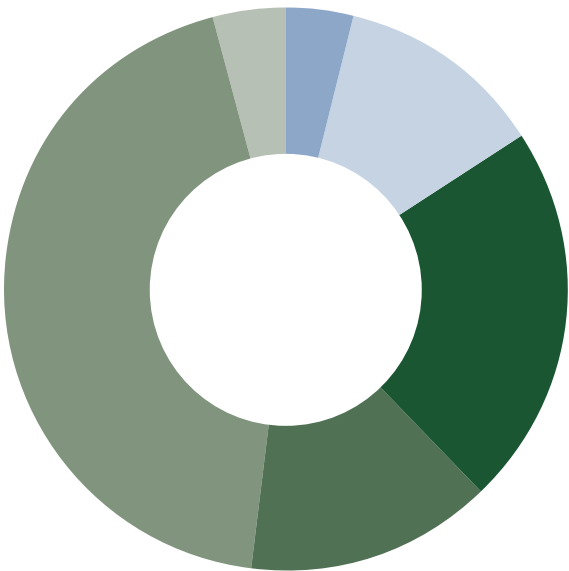
Housing Type			
Apartment Rental (Market Rate)	30	Rent-Regulated Apartment	1
Co-op	6	Roommate, Lodger, Rent a Room, SRO	0
Condo	0	Live with Parents/ Intergenerational Household	0
House Rental (Market Rate)	2	Other	1
Mitchell-Lama Co-op	0	Prefer Not to Answer	4
Own a House	6		
Public Housing/ NYCHA	0		

Main Forms of Transportation			
Subway/Train	34	Bus	25
Walking	30	Bike or Micro-Mobility Device	8
Private Bus Service (Dollar Van)	1	For-Hire Vehicle (Uber, Lyft, etc.)	17
Access-a-Ride or Other Paratransit Service	1	Prefer Not to Answer	4
Personal Vehicle	26		

Educational Attainment			
Associate Degree	1	Some Graduate School or Professional School	2
Bachelor's Degree	13	Some High School	0
Doctoral Degree	1	Trade or Vocational Degree	0
High School Graduate or Equivalent	2	Prefer Not to Answer	0
Law Degree	2		
Master's Degree	22		
Medical Degree	0		
Some College	7		

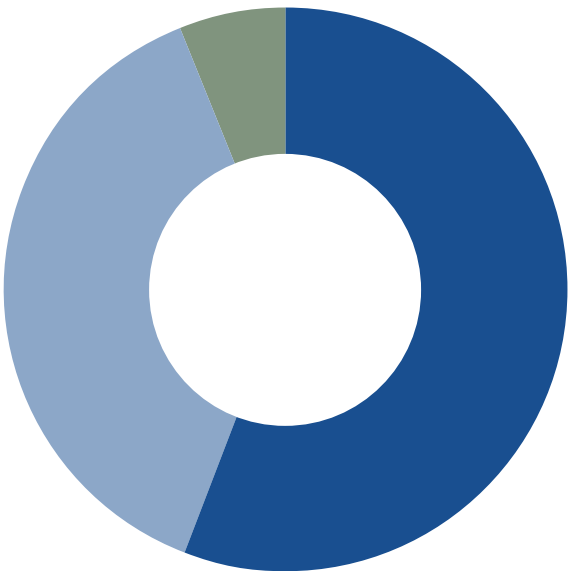
Self-Identification		Other Background	
African American/ Black	7	LGBTQIA+	2
Caribbean/ West Indian	4	Person with a Disability	4
East Asian/ South East Asian/ Pacific Islander	10	Parent/Guardian of a Child (Pre-K to 12)	9
South Asian	7	Immigrant	12
Latina/o/x/ Hispanic	14	Veteran/ Military Service	2
White/European	11	Non-Native Speaker of English	5
Native American/ American Indian	0	Caregiver	1
South West Asian (Middle Eastern)/ North African	0	Prefer Not to Answer	9
Prefer Not to Answer	4		

2022 Queens Community Board 5 Members Demographic Information



Age

16-17 (0)	40-49 (11)
18-19 (0)	50-59 (7)
20-29 (2)	60+ (22)
30-39 (6)	Prefer Not to Answer (2)



Gender

Male (28)	Gender Non-Binary/Non-Conforming (0)
Female (19)	Prefer Not to Answer (3)

Self-Identification	
African American/ Black	2
Caribbean/ West Indian	0
East Asian/ South East Asian/ Pacific Islander	1
South Asian	2
Latina/o/x/ Hispanic	10
White/European	34
Native American/ American Indian	0
South West Asian (Middle Eastern)/ North African	1
Prefer Not to Answer	3

Other Background	
LGBTQIA+	1
Person with a Disability	3
Parent/Guardian of a Child (Pre-K to 12)	10
Immigrant	6
Veteran/ Military Service	2
Non-Native Speaker of English	1
Caregiver	1
Prefer Not to Answer	7

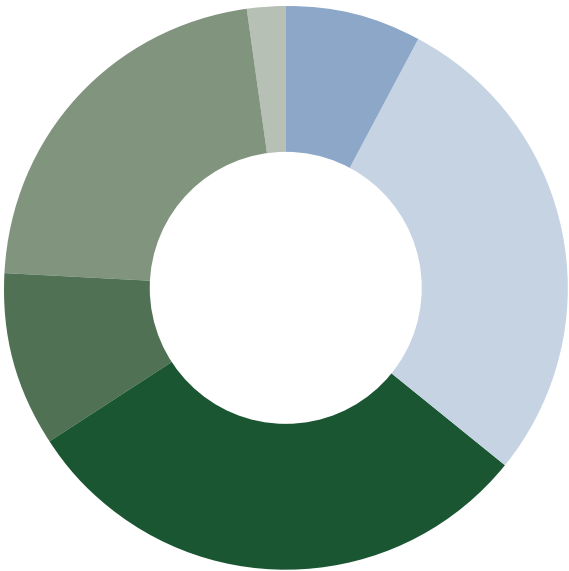
Language			
Arabic	0	Latin	0
Armenian	0	Malayalam	0
ASL	0	Maltese	0
Bangala	0	Mandarin	0
Bengali	0	Nepali	2
Cantonese	0	Polish	1
Chinese	0	Portuguese	2
Dutch	0	Punjabi	0
English	42	Russian	0
Farsi	0	Serbo-Croatian	0
Filipino	0	Shanghainese	0
French	2	Spanish	7
German	2	Tagalog	0
Greek	0	Taiwanese	0
Gujarati	0	Tajik	0
Haitian Creole	0	Tamil	0
Hebrew	0	Tibetan	0
Hindi	1	Urdu	0
Italian	2	Uzbek	0
Japanese	0	Vietnamese	0
Korean	0	Yiddish	0
Krio	0	No Response	3

Housing Type			
Apartment Rental (Market Rate)	5	Rent-Regulated Apartment	2
Co-op	1	Roommate, Lodger, Rent a Room, SRO	0
Condo	0	Live with Parents/ Intergenerational Household	1
House Rental (Market Rate)	2	Other	2
Mitchell-Lama Co-op	0	Prefer Not to Answer	3
Own a House	34		
Public Housing/ NYCHA	0		

Main Forms of Transportation			
Subway/Train	22	Bus	20
Walking	18	Bike or Micro-Mobility Device	5
Private Bus Service (Dollar Van)	0	For-Hire Vehicle (Uber, Lyft, etc.)	7
Access-a-Ride or Other Paratransit Service	0	Prefer Not to Answer	1
Personal Vehicle	45		

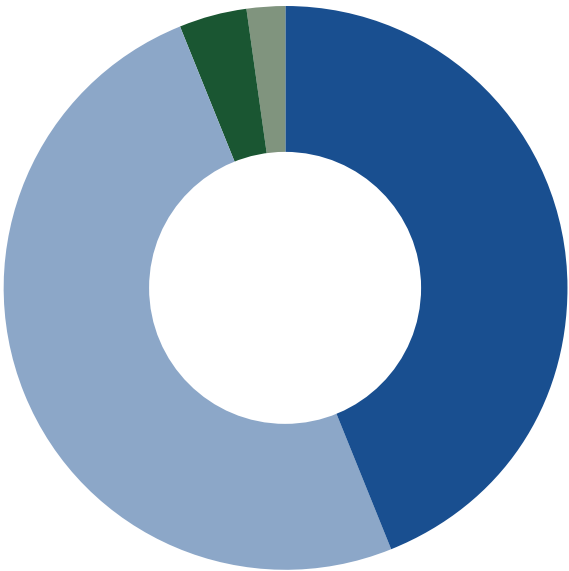
Educational Attainment			
Associate Degree	4	Some Graduate School or Professional School	3
Bachelor's Degree	12	Some High School	0
Doctoral Degree	0	Trade or Vocational Degree	3
High School Graduate or Equivalent	3	Prefer Not to Answer	0
Law Degree	7		
Master's Degree	11		
Medical Degree	0		
Some College	7		

2022 Queens Community Board 6 Members Demographic Information



Age

16-17 (0)	40-49 (15)
18-19 (0)	50-59 (5)
20-29 (4)	60+ (11)
30-39 (14)	Prefer Not to Answer (1)



Gender

Male (22)
Female (25)
Gender Non-Binary/Non-Conforming (2)
Prefer Not to Answer (1)

Language			
Arabic	0	Latin	0
Armenian	0	Malayalam	0
ASL	0	Maltese	0
Bangala	0	Mandarin	0
Bengali	0	Nepali	0
Cantonese	5	Polish	0
Chinese	0	Portuguese	0
Dutch	0	Punjabi	1
English	41	Russian	5
Farsi	2	Serbo-Croatian	0
Filipino	0	Shanghainese	0
French	0	Spanish	9
German	0	Tagalog	0
Greek	0	Taiwanese	0
Gujarati	0	Tajik	1
Haitian Creole	0	Tamil	0
Hebrew	2	Tibetan	0
Hindi	2	Urdu	0
Italian	0	Uzbek	1
Japanese	1	Vietnamese	0
Korean	0	Yiddish	1
Krio	0	No Response	3

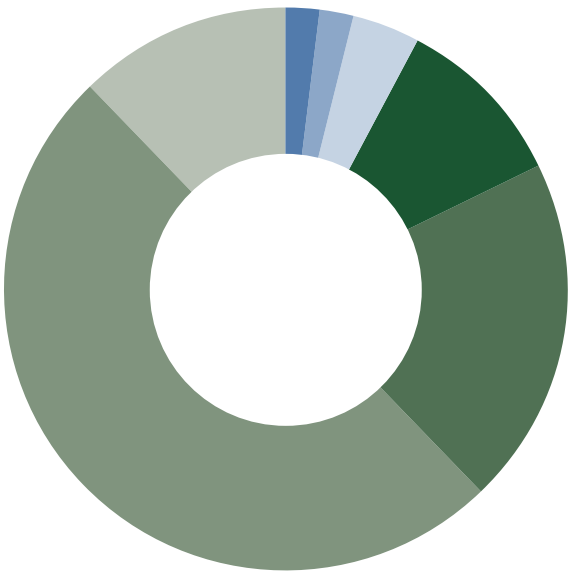
Housing Type			
Apartment Rental (Market Rate)	15	Rent-Regulated Apartment	5
Co-op	17	Roommate, Lodger, Rent a Room, SRO	0
Condo	0		
House Rental (Market Rate)	2	Live with Parents/ Intergenerational Household	0
Mitchell-Lama Co-op	0	Other	0
Own a House	9	Prefer Not to Answer	2
Public Housing/ NYCHA	0		

Main Forms of Transportation			
Subway/Train	33	Bus	26
Walking	31	Bike or Micro-Mobility Device	7
Private Bus Service (Dollar Van)	1	For-Hire Vehicle (Uber, Lyft, etc.)	10
Access-a-Ride or Other Paratransit Service	2	Prefer Not to Answer	1
Personal Vehicle	30		

Educational Attainment			
Associate Degree	1	Some Graduate School or Professional School	2
Bachelor's Degree	15		
Doctoral Degree	0	Some High School	0
High School Graduate or Equivalent	1	Trade or Vocational Degree	1
Law Degree	9	Prefer Not to Answer	1
Master's Degree	18		
Medical Degree	1		
Some College	1		

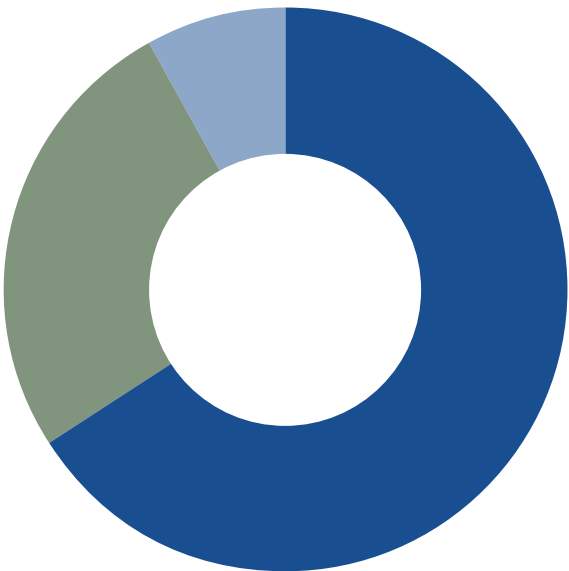
Self-Identification		Other Background	
African American/ Black	4	LGBTQIA+	8
Caribbean/ West Indian	2	Person with a Disability	7
East Asian/ South East Asian/ Pacific Islander	6	Parent/Guardian of a Child (Pre-K to 12)	16
South Asian	2	Immigrant	6
Latina/o/x/ Hispanic	8	Veteran/ Military Service	1
White/European	29	Non-Native Speaker of English	7
Native American/ American Indian	0	Caregiver	4
South West Asian (Middle Eastern)/ North African	1	Prefer Not to Answer	5
Prefer Not to Answer	3		

2022 Queens Community Board 7 Members Demographic Information



Age

16-17 (0)	40-49 (5)
18-19 (1)	50-59 (10)
20-29 (1)	60+ (25)
30-39 (2)	Prefer Not to Answer (6)



Gender

Male (33)	Gender Non-Binary/Non-Conforming (0)
Female (13)	Prefer Not to Answer (4)

Language			
Arabic	0	Latin	0
Armenian	1	Malayalam	0
ASL	0	Maltese	0
Bangala	0	Mandarin	6
Bengali	0	Nepali	0
Cantonese	3	Polish	0
Chinese	7	Portuguese	0
Dutch	0	Punjabi	1
English	44	Russian	0
Farsi	0	Serbo-Croatian	0
Filipino	0	Shanghainese	0
French	1	Spanish	4
German	0	Tagalog	0
Greek	1	Taiwanese	0
Gujarati	0	Tajik	0
Haitian Creole	0	Tamil	0
Hebrew	1	Tibetan	0
Hindi	2	Urdu	2
Italian	2	Uzbek	0
Japanese	0	Vietnamese	0
Korean	4	Yiddish	1
Krio	0	No Response	3

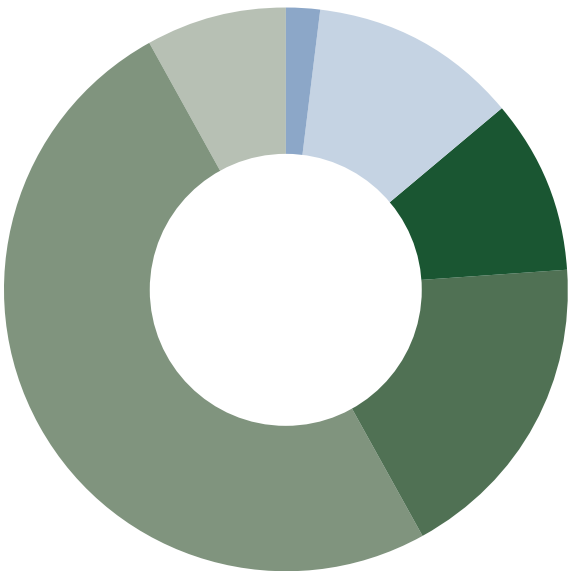
Housing Type			
Apartment Rental (Market Rate)	3	Rent-Regulated Apartment	0
Co-op	8	Roommate, Lodger, Rent a Room, SRO	0
Condo	4	Live with Parents/ Intergenerational Household	2
House Rental (Market Rate)	0	Other	0
Mitchell-Lama Co-op	1	Prefer Not to Answer	4
Own a House	28		
Public Housing/ NYCHA	0		

Main Forms of Transportation			
Subway/Train	20	Bus	15
Walking	14	Bike or Micro-Mobility Device	4
Private Bus Service (Dollar Van)	1	For-Hire Vehicle (Uber, Lyft, etc.)	5
Access-a-Ride or Other Paratransit Service	0	Prefer Not to Answer	3
Personal Vehicle	45		

Educational Attainment			
Associate Degree	6	Some Graduate School or Professional School	1
Bachelor's Degree	14	Some High School	0
Doctoral Degree	5	Trade or Vocational Degree	0
High School Graduate or Equivalent	1	Prefer Not to Answer	4
Law Degree	2		
Master's Degree	13		
Medical Degree	0		
Some College	4		

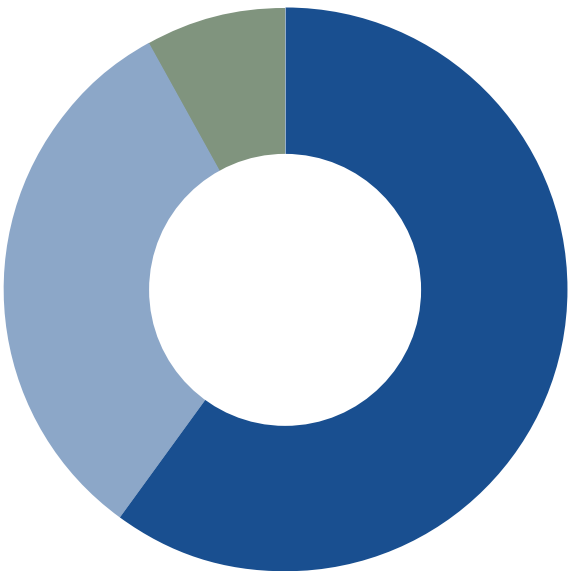
Self-Identification		Other Background	
African American/ Black	2	LGBTQIA+	1
Caribbean/ West Indian	0	Person with a Disability	3
East Asian/ South East Asian/ Pacific Islander	18	Parent/Guardian of a Child (Pre-K to 12)	4
South Asian	2	Immigrant	12
Latina/o/x/ Hispanic	1	Veteran/ Military Service	2
White/European	18	Non-Native Speaker of English	5
Native American/ American Indian	0	Caregiver	2
South West Asian (Middle Eastern)/ North African	0	Prefer Not to Answer	11
Prefer Not to Answer	9		

2022 Queens Community Board 8 Members Demographic Information



Age

16-17 (0)	40-49 (5)
18-19 (0)	50-59 (9)
20-29 (1)	60+ (25)
30-39 (6)	Prefer Not to Answer (4)



Gender

Male (30)
Female (16)
Gender Non-Binary/Non-Conforming (0)
Prefer Not to Answer (4)

Language			
Arabic	0	Latin	0
Armenian	0	Malayalam	1
ASL	0	Maltese	0
Bangala	2	Mandarin	0
Bengali	4	Nepali	0
Cantonese	2	Polish	0
Chinese	0	Portuguese	0
Dutch	0	Punjabi	1
English	44	Russian	3
Farsi	1	Serbo-Croatian	0
Filipino	0	Shanghainese	0
French	3	Spanish	8
German	3	Tagalog	1
Greek	0	Taiwanese	0
Gujarati	1	Tajik	0
Haitian Creole	0	Tamil	0
Hebrew	5	Tibetan	0
Hindi	4	Urdu	1
Italian	1	Uzbek	0
Japanese	0	Vietnamese	0
Korean	1	Yiddish	1
Krio	0	No Response	3

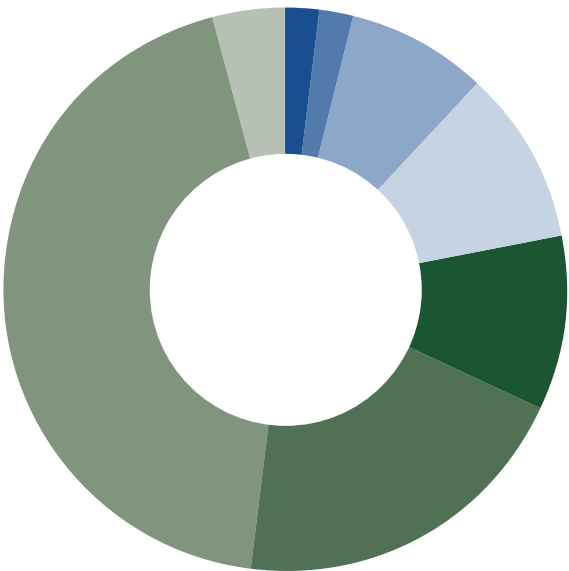
Housing Type			
Apartment Rental (Market Rate)	4	Rent-Regulated Apartment	2
Co-op	9	Roommate, Lodger, Rent a Room, SRO	0
Condo	0	Live with Parents/ Intergenerational Household	0
House Rental (Market Rate)	2	Other	0
Mitchell-Lama Co-op	2	Prefer Not to Answer	5
Own a House	26		
Public Housing/ NYCHA	0		

Main Forms of Transportation			
Subway/Train	21	Bus	19
Walking	11	Bike or Micro-Mobility Device	2
Private Bus Service (Dollar Van)	0	For-Hire Vehicle (Uber, Lyft, etc.)	3
Access-a-Ride or Other Paratransit Service	0	Prefer Not to Answer	4
Personal Vehicle	37		

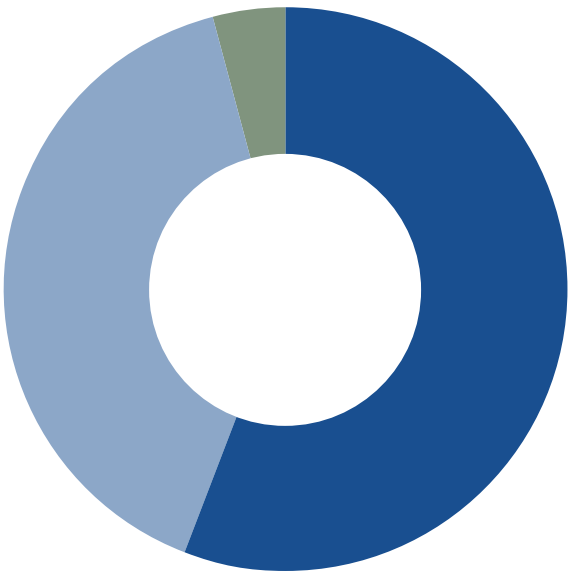
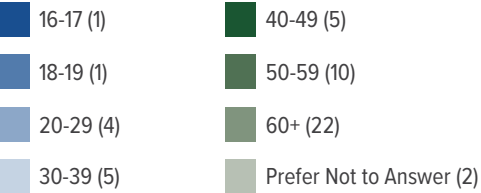
Educational Attainment			
Associate Degree	5	Some Graduate School or Professional School	2
Bachelor's Degree	12	Some High School	0
Doctoral Degree	2	Trade or Vocational Degree	0
High School Graduate or Equivalent	2	Prefer Not to Answer	2
Law Degree	5		
Master's Degree	12		
Medical Degree	1		
Some College	7		

Self-Identification		Other Background	
African American/ Black	4	LGBTQIA+	1
Caribbean/ West Indian	0	Person with a Disability	1
East Asian/ South East Asian/ Pacific Islander	4	Parent/Guardian of a Child (Pre-K to 12)	13
South Asian	9	Immigrant	8
Latina/o/x/ Hispanic	2	Veteran/ Military Service	1
White/European	27	Non-Native Speaker of English	1
Native American/ American Indian	0	Caregiver	3
South West Asian (Middle Eastern)/ North African	0	Prefer Not to Answer	5
Prefer Not to Answer	6		

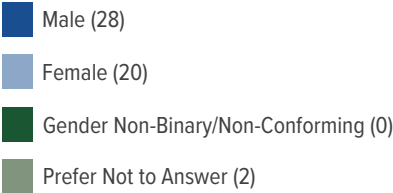
2022 Queens Community Board 9 Members Demographic Information



Age



Gender



Language			
Arabic	0	Latin	0
Armenian	0	Malayalam	0
ASL	0	Maltese	0
Bangala	0	Mandarin	0
Bengali	2	Nepali	0
Cantonese	0	Polish	0
Chinese	0	Portuguese	1
Dutch	0	Punjabi	4
English	40	Russian	0
Farsi	0	Serbo-Croatian	0
Filipino	0	Shanghainese	0
French	1	Spanish	8
German	0	Tagalog	0
Greek	0	Taiwanese	0
Gujarati	0	Tajik	0
Haitian Creole	2	Tamil	0
Hebrew	0	Tibetan	0
Hindi	3	Urdu	1
Italian	2	Uzbek	0
Japanese	0	Vietnamese	0
Korean	0	Yiddish	0
Krio	0	No Response	5

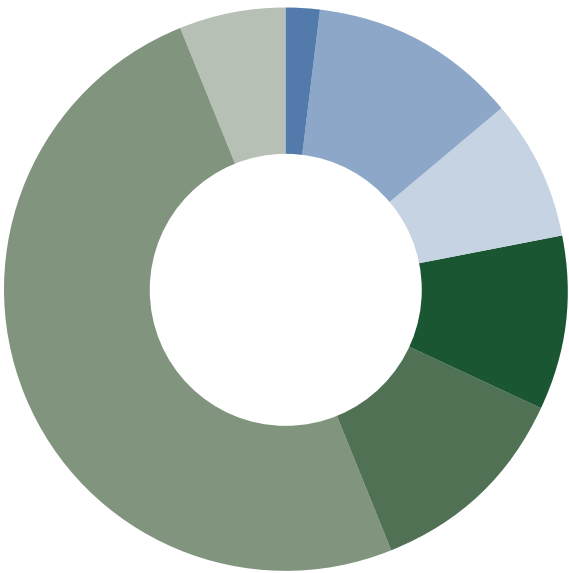
Housing Type			
Apartment Rental (Market Rate)	9	Rent-Regulated Apartment	1
Co-op	3	Roommate, Lodger, Rent a Room, SRO	0
Condo	0	Live with Parents/ Intergenerational Household	0
House Rental (Market Rate)	3	Other	2
Mitchell-Lama Co-op	0	Prefer Not to Answer	3
Own a House	28		
Public Housing/ NYCHA	1		

Main Forms of Transportation			
Subway/Train	22	Bus	21
Walking	20	Bike or Micro-Mobility Device	3
Private Bus Service (Dollar Van)	1	For-Hire Vehicle (Uber, Lyft, etc.)	6
Access-a-Ride or Other Paratransit Service	0	Prefer Not to Answer	2
Personal Vehicle	32		

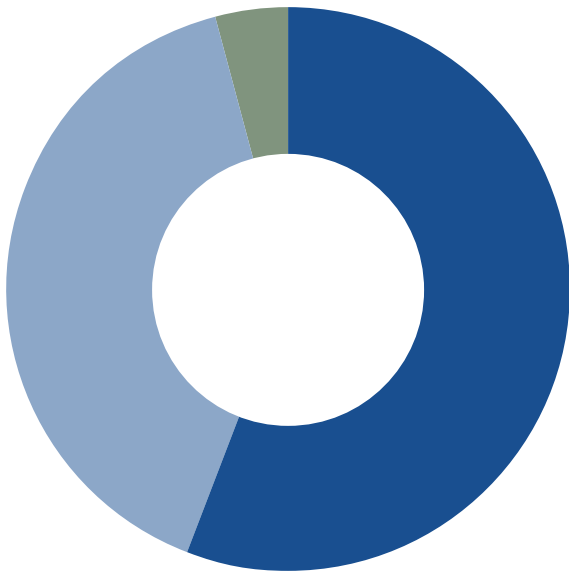
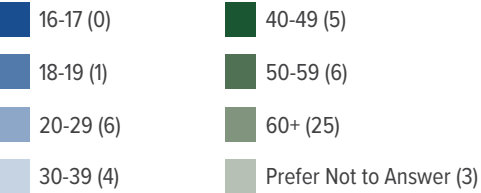
Educational Attainment			
Associate Degree	3	Some Graduate School or Professional School	4
Bachelor's Degree	14	Some High School	1
Doctoral Degree	1	Trade or Vocational Degree	0
High School Graduate or Equivalent	4	Prefer Not to Answer	6
Law Degree	0		
Master's Degree	10		
Medical Degree	1		
Some College	6		

Self-Identification		Other Background	
African American/ Black	2	LGBTQIA+	2
Caribbean/ West Indian	11	Person with a Disability	1
East Asian/ South East Asian/ Pacific Islander	6	Parent/Guardian of a Child (Pre-K to 12)	8
South Asian	7	Immigrant	7
Latina/o/x/ Hispanic	7	Veteran/ Military Service	2
White/European	15	Non-Native Speaker of English	1
Native American/ American Indian	0	Caregiver	2
South West Asian (Middle Eastern)/ North African	0	Prefer Not to Answer	10
Prefer Not to Answer	5		

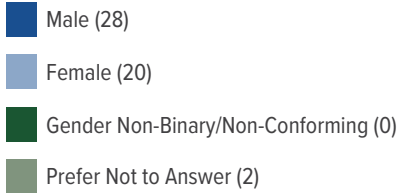
2022 Queens Community Board 10 Members Demographic Information



Age



Gender



Language			
Arabic	0	Latin	0
Armenian	0	Malayalam	0
ASL	0	Maltese	0
Bangala	0	Mandarin	1
Bengali	1	Nepali	0
Cantonese	0	Polish	0
Chinese	0	Portuguese	1
Dutch	0	Punjabi	1
English	45	Russian	0
Farsi	0	Serbo-Croatian	0
Filipino	0	Shanghainese	0
French	0	Spanish	6
German	0	Tagalog	0
Greek	0	Taiwanese	0
Gujarati	0	Tajik	0
Haitian Creole	1	Tamil	0
Hebrew	0	Tibetan	0
Hindi	1	Urdu	1
Italian	3	Uzbek	0
Japanese	0	Vietnamese	0
Korean	0	Yiddish	0
Krio	0	No Response	2

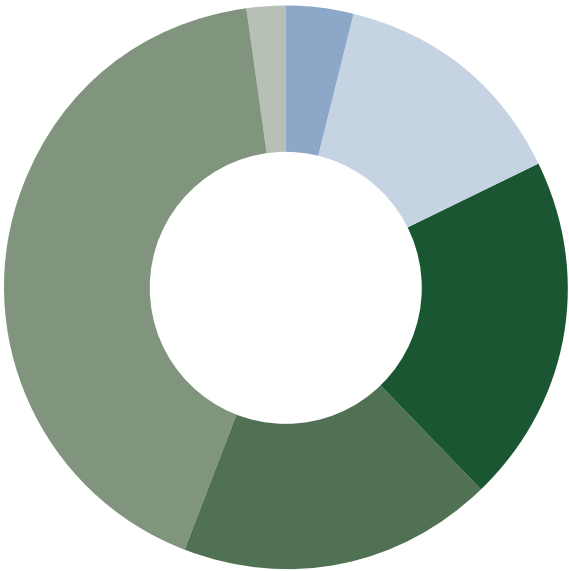
Housing Type			
Apartment Rental (Market Rate)	4	Rent-Regulated Apartment	0
Co-op	0	Roommate, Lodger	1
Condo	4	Rent a Room, SRO	
House Rental (Market Rate)	4	Live with Parents/ Intergenerational Household	1
Mitchell-Lama Co-op	0	Other	0
Own a House	32	Prefer Not to Answer	4
Public Housing/ NYCHA	0		

Main Forms of Transportation			
Subway/Train	15	Bus	13
Walking	13	Bike or Micro-Mobility Device	2
Private Bus Service (Dollar Van)	0	For-Hire Vehicle (Uber, Lyft, etc.)	6
Access-a-Ride or Other Paratransit Service	3	Prefer Not to Answer	2
Personal Vehicle	42		

Educational Attainment			
Associate Degree	4	Some Graduate School or Professional School	4
Bachelor's Degree	9		
Doctoral Degree	2	Some High School	2
High School Graduate or Equivalent	10	Trade or Vocational Degree	2
Law Degree	1	Prefer Not to Answer	2
Master's Degree	7		
Medical Degree	0		
Some College	7		

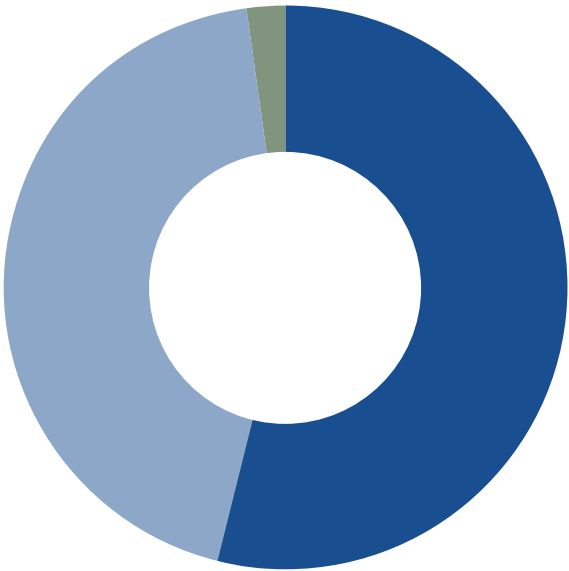
Self-Identification		Other Background	
African American/ Black	11	LGBTQIA+	3
Caribbean/ West Indian	11	Person with a Disability	4
East Asian/ South East Asian/ Pacific Islander	2	Parent/Guardian of a Child (Pre-K to 12)	4
South Asian	1	Immigrant	7
Latina/o/x/ Hispanic	7	Veteran/ Military Service	3
White/European	18	Non-Native Speaker of English	6
Native American/ American Indian	1	Caregiver	3
South West Asian (Middle Eastern)/ North African	0	Prefer Not to Answer	6
Prefer Not to Answer	4		

2022 Queens Community Board 11 Members Demographic Information



Age

16-17 (0)	40-49 (10)
18-19 (0)	50-59 (9)
20-29 (2)	60+ (21)
30-39 (7)	Prefer Not to Answer (1)



Gender

Male (27)
Female (2)
Gender Non-Binary/Non-Conforming (0)
Prefer Not to Answer (1)

Self-Identification	
African American/ Black	3
Caribbean/ West Indian	1
East Asian/ South East Asian/ Pacific Islander	5
South Asian	4
Latina/o/x/ Hispanic	4
White/European	31
Native American/ American Indian	0
South West Asian (Middle Eastern)/ North African	1
Prefer Not to Answer	3

Other Background	
LGBTQIA+	1
Person with a Disability	4
Parent/Guardian of a Child (Pre-K to 12)	12
Immigrant	7
Veteran/ Military Service	5
Non-Native Speaker of English	3
Caregiver	7
Prefer Not to Answer	7

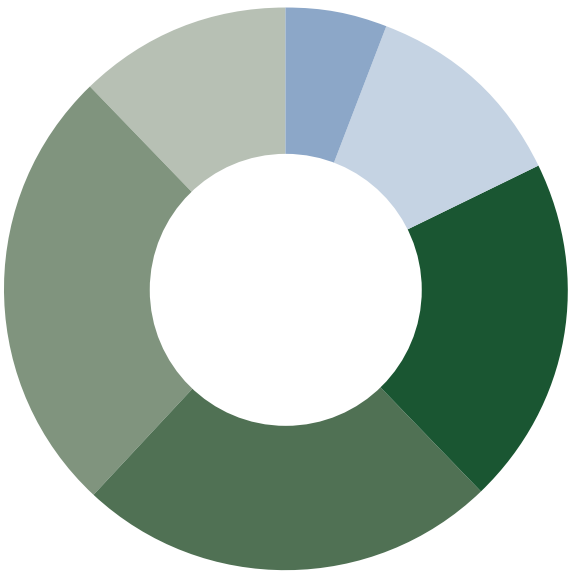
Language			
Arabic	0	Latin	0
Armenian	0	Malayalam	0
ASL	0	Maltese	0
Bangala	0	Mandarin	1
Bengali	0	Nepali	0
Cantonese	3	Polish	0
Chinese	0	Portuguese	0
Dutch	0	Punjabi	0
English	39	Russian	1
Farsi	0	Serbo-Croatian	0
Filipino	0	Shanghainese	0
French	3	Spanish	7
German	1	Tagalog	1
Greek	2	Taiwanese	0
Gujarati	1	Tajik	0
Haitian Creole	0	Tamil	0
Hebrew	0	Tibetan	0
Hindi	3	Urdu	1
Italian	1	Uzbek	0
Japanese	0	Vietnamese	0
Korean	1	Yiddish	0
Krio	0	No Response	5

Housing Type			
Apartment Rental (Market Rate)	1	Rent-Regulated Apartment	0
Co-op	4	Roommate, Lodger, Rent a Room, SRO	2
Condo	3		
House Rental (Market Rate)	0	Live with Parents/ Intergenerational Household	1
Mitchell-Lama Co-op	0	Other	1
Own a House	34	Prefer Not to Answer	4
Public Housing/ NYCHA	0		

Main Forms of Transportation			
Subway/Train	20	Bus	19
Walking	19	Bike or Micro-Mobility Device	5
Private Bus Service (Dollar Van)	0	For-Hire Vehicle (Uber, Lyft, etc.)	4
Access-a-Ride or Other Paratransit Service	1	Prefer Not to Answer	1
Personal Vehicle	45		

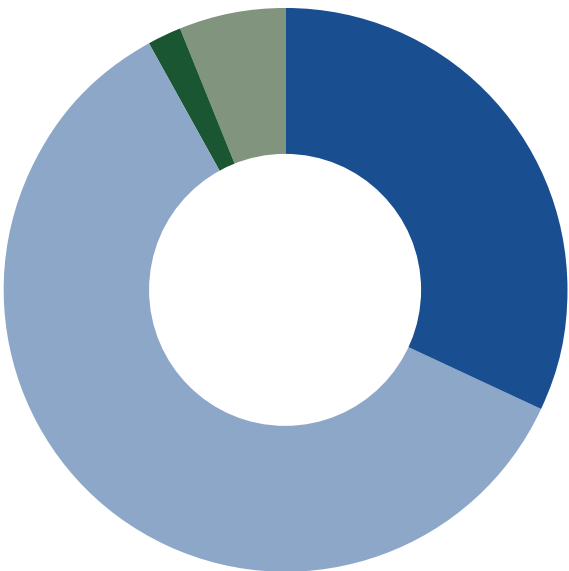
Educational Attainment			
Associate Degree	1	Some Graduate School or Professional School	5
Bachelor's Degree	10		
Doctoral Degree	0	Some High School	0
High School Graduate or Equivalent	2	Trade or Vocational Degree	1
Law Degree	8	Prefer Not to Answer	1
Master's Degree	16		
Medical Degree	1		
Some College	5		

2022 Queens Community Board 12 Members Demographic Information



Age

16-17 (0)	40-49 (10)
18-19 (0)	50-59 (12)
20-29 (3)	60+ (13)
30-39 (6)	Prefer Not to Answer (6)



Gender

Male (16)
Female (30)
Gender Non-Binary/Non-Conforming (1)
Prefer Not to Answer (3)

Self-Identification	
African American/ Black	34
Caribbean/ West Indian	9
East Asian/ South East Asian/ Pacific Islander	4
South Asian	3
Latina/o/x/ Hispanic	1
White/European	2
Native American/ American Indian	0
South West Asian (Middle Eastern)/ North African	0
Prefer Not to Answer	7

Other Background	
LGBTQIA+	0
Person with a Disability	4
Parent/Guardian of a Child (Pre-K to 12)	8
Immigrant	8
Veteran/ Military Service	7
Non-Native Speaker of English	1
Caregiver	3
Prefer Not to Answer	4

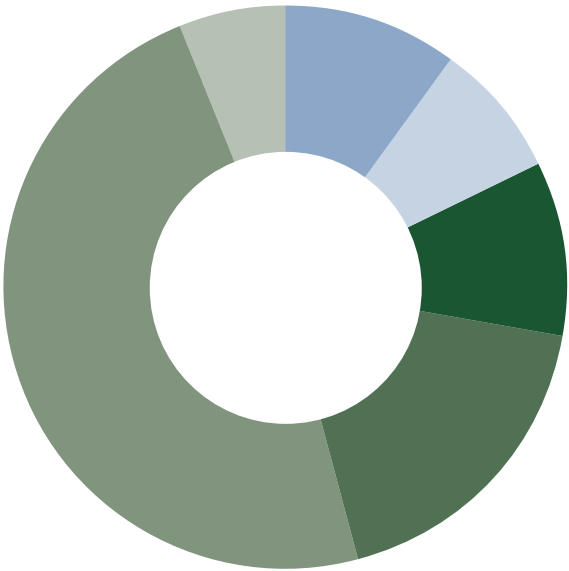
Language			
Arabic	1	Latin	0
Armenian	0	Malayalam	0
ASL	0	Maltese	0
Bangala	1	Mandarin	0
Bengali	4	Nepali	0
Cantonese	0	Polish	0
Chinese	0	Portuguese	0
Dutch	1	Punjabi	0
English	46	Russian	0
Farsi	0	Serbo-Croatian	0
Filipino	0	Shanghainese	0
French	1	Spanish	4
German	0	Tagalog	0
Greek	0	Taiwanese	0
Gujarati	0	Tajik	0
Haitian Creole	0	Tamil	0
Hebrew	0	Tibetan	0
Hindi	3	Urdu	0
Italian	0	Uzbek	0
Japanese	0	Vietnamese	0
Korean	0	Yiddish	0
Krio	0	No Response	3

Housing Type			
Apartment Rental (Market Rate)	4	Rent-Regulated Apartment	1
Co-op	3	Roommate, Lodger, Rent a Room, SRO	0
Condo	0	Live with Parents/ Intergenerational Household	0
House Rental (Market Rate)	4	Other	1
Mitchell-Lama Co-op	1	Prefer Not to Answer	6
Own a House	30		
Public Housing/ NYCHA	0		

Main Forms of Transportation			
Subway/Train	21	Bus	18
Walking	13	Bike or Micro-Mobility Device	0
Private Bus Service (Dollar Van)	1	For-Hire Vehicle (Uber, Lyft, etc.)	9
Access-a-Ride or Other Paratransit Service	0	Prefer Not to Answer	3
Personal Vehicle	41		

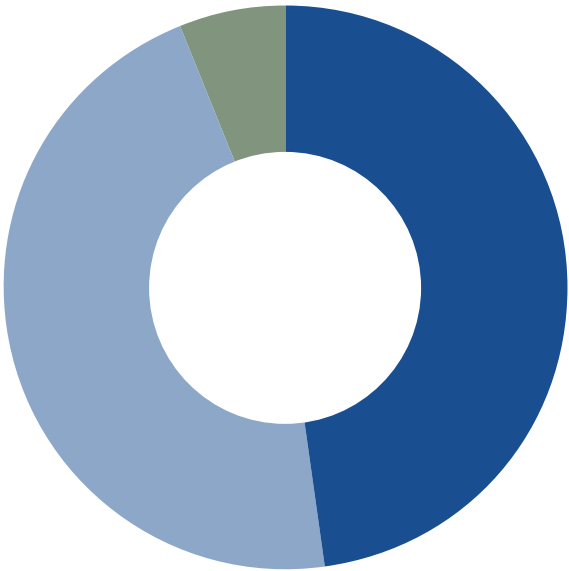
Educational Attainment			
Associate Degree	2	Some Graduate School or Professional School	5
Bachelor's Degree	16	Some High School	0
Doctoral Degree	1	Trade or Vocational Degree	1
High School Graduate or Equivalent	2	Prefer Not to Answer	2
Law Degree	4		
Master's Degree	13		
Medical Degree	0		
Some College	4		

2022 Queens Community Board 13 Members Demographic Information



Age

16-17 (0)	40-49 (5)
18-19 (0)	50-59 (9)
20-29 (5)	60+ (24)
30-39 (4)	Prefer Not to Answer (3)



Gender

Male (24)
Female (23)
Gender Non-Binary/Non-Conforming (0)
Prefer Not to Answer (3)

Language			
Arabic	0	Latin	0
Armenian	0	Malayalam	1
ASL	0	Maltese	0
Bangala	0	Mandarin	0
Bengali	0	Nepali	0
Cantonese	0	Polish	0
Chinese	0	Portuguese	0
Dutch	0	Punjabi	3
English	41	Russian	0
Farsi	0	Serbo-Croatian	0
Filipino	0	Shanghainese	0
French	3	Spanish	6
German	0	Tagalog	0
Greek	0	Taiwanese	0
Gujarati	1	Tajik	0
Haitian Creole	4	Tamil	1
Hebrew	0	Tibetan	0
Hindi	3	Urdu	0
Italian	1	Uzbek	0
Japanese	0	Vietnamese	0
Korean	0	Yiddish	0
Krio	0	No Response	5

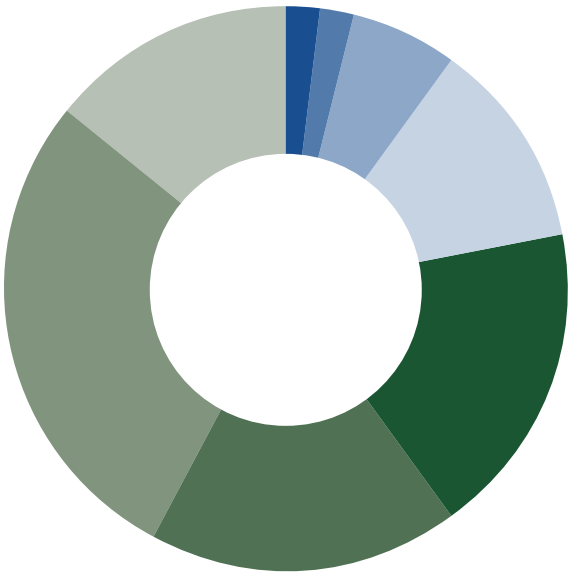
Housing Type			
Apartment Rental (Market Rate)	1	Rent-Regulated Apartment	2
Co-op	1	Roommate, Lodger, Rent a Room, SRO	1
Condo	0		
House Rental (Market Rate)	1	Live with Parents/ Intergenerational Household	0
Mitchell-Lama Co-op	0	Other	3
Own a House	38	Prefer Not to Answer	3
Public Housing/ NYCHA	0		

Main Forms of Transportation			
Subway/Train	21	Bus	15
Walking	12	Bike or Micro-Mobility Device	4
Private Bus Service (Dollar Van)	2	For-Hire Vehicle (Uber, Lyft, etc.)	6
Access-a-Ride or Other Paratransit Service	1	Prefer Not to Answer	2
Personal Vehicle	44		

Educational Attainment			
Associate Degree	3	Some Graduate School or Professional School	1
Bachelor's Degree	10		
Doctoral Degree	1	Some High School	0
High School Graduate or Equivalent	2	Trade or Vocational Degree	1
Law Degree	6	Prefer Not to Answer	4
Master's Degree	14		
Medical Degree	0		
Some College	8		

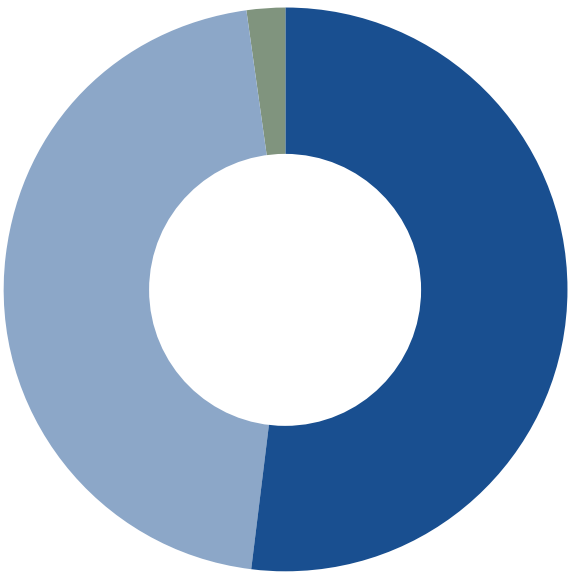
Self-Identification		Other Background	
African American/ Black	26	LGBTQIA+	0
Caribbean/ West Indian	11	Person with a Disability	2
East Asian/ South East Asian/ Pacific Islander	0	Parent/Guardian of a Child (Pre-K to 12)	7
South Asian	9	Immigrant	5
Latina/o/x/ Hispanic	2	Veteran/ Military Service	4
White/European	10	Non-Native Speaker of English	2
Native American/ American Indian	0	Caregiver	2
South West Asian (Middle Eastern)/ North African	0	Prefer Not to Answer	6
Prefer Not to Answer	3		

2022 Queens Community Board 14 Members Demographic Information



Age

16-17 (1)	40-49 (9)
18-19 (1)	50-59 (9)
20-29 (3)	60+ (14)
30-39 (6)	Prefer Not to Answer (7)



Gender

Male (26)	Gender Non-Binary/Non-Conforming (0)
Female (23)	Prefer Not to Answer (1)

Self-Identification	
African American/ Black	24
Caribbean/ West Indian	7
East Asian/ South East Asian/ Pacific Islander	0
South Asian	0
Latina/o/x/ Hispanic	7
White/European	15
Native American/ American Indian	1
South West Asian (Middle Eastern)/ North African	0
Prefer Not to Answer	4

Other Background	
LGBTQIA+	0
Person with a Disability	2
Parent/Guardian of a Child (Pre-K to 12)	13
Immigrant	3
Veteran/ Military Service	2
Non-Native Speaker of English	0
Caregiver	5
Prefer Not to Answer	5

Language			
Arabic	0	Latin	0
Armenian	0	Malayalam	0
ASL	1	Maltese	0
Bangala	0	Mandarin	0
Bengali	0	Nepali	0
Cantonese	0	Polish	0
Chinese	0	Portuguese	0
Dutch	0	Punjabi	0
English	46	Russian	0
Farsi	0	Serbo-Croatian	0
Filipino	0	Shanghainese	0
French	2	Spanish	7
German	0	Tagalog	0
Greek	0	Taiwanese	0
Gujarati	0	Tajik	0
Haitian Creole	0	Tamil	0
Hebrew	0	Tibetan	0
Hindi	0	Urdu	0
Italian	2	Uzbek	0
Japanese	0	Vietnamese	0
Korean	0	Yiddish	1
Krio	0	No Response	2

Housing Type			
Apartment Rental (Market Rate)	6	Rent-Regulated Apartment	1
Co-op	4	Roommate, Lodger, Rent a Room, SRO	0
Condo	2		
House Rental (Market Rate)	2	Live with Parents/ Intergenerational Household	1
Mitchell-Lama Co-op	1		
Own a House	25	Other	3
Public Housing/ NYCHA	4	Prefer Not to Answer	1

Main Forms of Transportation			
Subway/Train	22	Bus	17
Walking	16	Bike or Micro-Mobility Device	8
Private Bus Service (Dollar Van)	0	For-Hire Vehicle (Uber, Lyft, etc.)	7
Access-a-Ride or Other Paratransit Service	1	Prefer Not to Answer	0
Personal Vehicle	42		

Educational Attainment			
Associate Degree	5	Some Graduate School or Professional School	2
Bachelor's Degree	10		
Doctoral Degree	2	Some High School	1
High School Graduate or Equivalent	3	Trade or Vocational Degree	3
Law Degree	2	Prefer Not to Answer	0
Master's Degree	10		
Medical Degree	1		
Some College	11		

