



Donovan Richards Jr.
QUEENS BOROUGH PRESIDENT



2023 Queens Community Board Demographic Report

Executive Summary

In 2023, Queens Borough President Donovan Richards Jr. continued to build on his administration's efforts toward rectifying long-standing demographic inequities in community board membership by doubling down on effective reforms and prioritizing appointees from underrepresented constituencies.

Borough President Richards' initiative to digitize the community board application, launched in 2021, continues to be a major success in generating a deeper and more diverse pool of candidates for appointment to Queens's 14 community boards. Since 2021, the office has received over 2,700 applications from individuals seeking to serve on their local community board, the vast majority of whom never served before.

In 2023, 938 individuals applied to serve on a community board in Queens, a number that is just three short of 2021's record-breaking 941 applicants. This year, 366 members were appointed to serve the 2023-2025 term, of whom 116 were new appointees—the largest number of new appointees during the Richards Administration.

There were some notable achievements in this year's class of new appointees:

- Fifty percent are under the age of 45, and nearly 25 percent are between the ages of 16 and 35. Prior to Borough President Richards taking office, less than 12 percent of sitting community board members were under the age of 35, while nearly three-quarters of all members were over the age of 45.
- Of the 116 new members, 19.8 percent identify as Hispanic/Latinx—an increase of nearly three percent from last year's group of new members. Meanwhile, African Americans make up 21.6 percent of new appointees in 2023, with 13.8 percent and 6.9 percent identifying as East Asian/Pacific Islander and South

Asian, respectively. Nearly two-thirds (63.8 percent) of new appointees do not identify as "White," a demographic category that has been historically overrepresented on community boards.

- Prior to the Richards Administration, just 43 percent of board members identified as female. While this year's class represents a slight improvement on the gender makeup of Queens's boards, with women making up 44.8 percent of new appointees, more than half (51.3 percent) of Borough President Richards' new appointees across his three community board application cycles have been women.
- Slightly over ten percent of this year's new appointees identify as LGBTQ+, nearly double last year's percentage. Over 11 percent identify as a person with a disability, 16.4 percent are immigrants, and nearly a third (31 percent) are the parent or guardian of a school-aged child.
- Mass transit users make up a significant chunk of the 2023 class of new members as well. More than half of the 116 new appointees (50.9 percent) reported they "mostly" or "often" navigate our borough by using the subway, while 88.8 percent said they at least "sometimes" use the subway to get around. In addition, over three-quarters (75.9 percent) of new appointees at least "sometimes" ride the bus, and nearly a third (31.9 percent) at least "sometimes" use a bicycle or other micro-mobility vehicle for transportation.

The Richards Administration will continue to work toward ensuring that Queens's 14 community boards are truly reflective of the communities they serve.




Report

Per the requirement of New York City Charter §82(17)(a), the Office of the Queens Borough President (“QBPO”) issues the following report detailing demographic information and the appointment process for Queens community board members.

Queens Borough President Donovan Richards Jr. took office in December 2020 with a goal of ensuring that community boards better reflect the demographics of the communities they represent. The initial version of this report, issued in 2021, identified the major demographic disparities that existed on community boards at the time:

Each board has specific discrepancies, but generally this information demonstrated that Community Boards in Queens are generally older, more male, and less racially diverse than the areas they represent. Specifically, of those who provided information regarding age, only 24.4% of Queens Community Board members in 2020 were 45 years old or younger, while 75.6% were 46 years old or older, and 36.3% were 66 years old or older. Of those who provided information regarding gender, only 43.4% of appointees were women, while 56.6% were men. And although each board catchment area has a different underlying demographic profile with respect to race and ethnicity, members who identified as white were generally overrepresented on boards, and most boards were underrepresented by members identifying as Latinx/Hispanic, Asian, and/or African-American/Black.



Prior to the 2023 appointments, QBPO reviewed the current demographic information for each board’s membership and compared those profiles to the most recent demographic information for each board’s community district. Although the 2021 and 2022 classes of new appointees’ unprecedented diversity have lessened many preexisting demographic disparities, some disparities remain.

For this year’s appointments, QBPO employed a strategy it had refined over the prior two years: First, ensure that the community board application process was simple and user-friendly; second, reach a large and diverse group of potential applicants; and third, appoint a new membership class that would help to address identified demographic discrepancies on each board.

First, QBPO continued to employ its online community board membership application, which was introduced in 2021 with the goal of removing unnecessary barriers to applying. Once again QBPO enlisted BetaNYC, a public interest technology not-for-profit organization, to help manage this system and collect demographic data. For the third year,

the application included questions on a number of additional relevant demographic categories, including (1) whether the applicant owns a home, rents, lives in public housing, or has another housing status, (2) whether the applicant primarily drives, bikes, takes public transportation, or uses other transportation options, and (3) the member’s educational attainment. After three years of including these questions, QBPO has a fuller picture of the degree to which each of the borough’s community boards reflect the communities they represent.

Second, QBPO doubled down on its efforts to reach a younger and more diverse applicant pool. Beginning in January 2023, QBPO undertook substantial efforts to publicize the opening of this year’s community board application period. Specific efforts included issuing a press release, posting on various social media platforms and the QBPO website, sending out announcements and reminders in electronic newsletters, and directing staff to share announcements with their professional networks. Further, QBPO staff issued announcements at community board meetings held during the application period, as well as at Borough Board and Borough Cabinet meetings and other public meetings and events. QBPO also worked closely with the Queens City Council delegation during the application period and requested that they actively solicit applications from their networks. This year’s efforts resulted in an 7.3 percent increase in the number of applicants from last year, from 874 applications in 2022 to 938 in 2023.

This year, not all reapplying members were reappointed; the Borough President declined to reappoint a small number of members, typically due to poor attendance. In total, there were 250 reappointments and 116 new appointments. Vacancies broken down by board are detailed in the following chart.

2023 Queens Community Board Vacancies, Disaggregated by Board	CB1: 9 vacancies	CB6: 13 vacancies	CB11: 9 vacancies
	CB2: 12 vacancies	CB7: 1 vacancies	CB12: 4 vacancies
	CB3: 5 vacancies	CB8: 4 vacancies	CB13: 6 vacancies
	CB4: 15 vacancies	CB9: 9 vacancies	CB14: 16 vacancies
	CB5: 10 vacancies	CB10: 8 vacancies	

There were 666 applications in total from those seeking a new appointment. The number of applications for open spots, disaggregated by board, is provided in the following chart.

2022 Queens Community Board Applications for Open Spots, Disaggregated by Board	CB1: 74 applications	CB8: 54 applications
	CB2: 66 applications	CB9: 30 applications
	CB3: 30 applications	CB10: 14 applications
	CB4: 19 applications	CB11: 23 applications
	CB5: 35 applications	CB12: 94 applications
	CB6: 58 applications	CB13: 78 applications
	CB7: 41 applications	CB14: 50 applications

After receiving these applications, QBPO carefully evaluated each candidate. The first consideration for appointment to a community board was whether the candidate was eligible for appointment under the provisions of New York City Charter §2800(a). To that end, the online application asked members to affirm that they had a residence, business, or professional or other significant interest in the district. In the case of a claimed “significant interest,” the applicant was required to describe their connection to the district.

If the applicant was eligible, then they were evaluated holistically based on information provided in their application and interview. Like prior years, Borough President Richards sought to ensure that each new applicant was contacted by QBPO staff seeking a one-on-one interview. Interviewers asked questions about the length of the applicant’s residence or interest in the community, whether the applicant has previously attended community board meetings, the applicant’s reasons for seeking appointment to a community board, the applicant’s commitment to consistent attendance at meetings, the applicant’s organizational and community affiliations (as an indication of civic engagement), and the skills and experience possessed by the applicant that could serve the community district.

All community board districts in Queens are made up of more than one City Council district, and QBPO ensured that each City Council district included within a community board district was as closely as possible proportionately represented on that community board. In making final decisions, QBPO considered whether the aggregate of appointments fairly represented all segments of the community, in accordance with the Charter. Prior to making appointments, QBPO met with or solicited the input of each Queens City Council Member. QBPO recommended that Council Members nominate applicants from communities that were underrepresented on their respective boards and, with each Council Member, jointly reviewed a list of applicants from within their Councilmanic district, discussed demographic priorities for new appointments, and confirmed which applicants had been nominated by the Council Member.

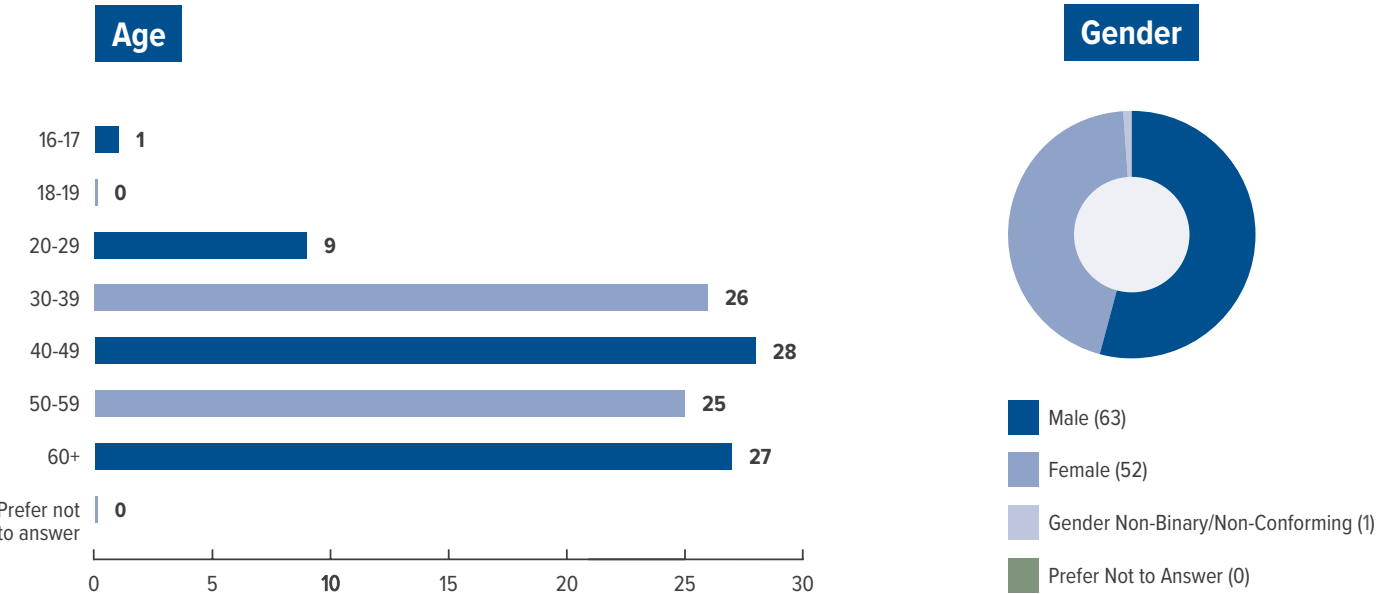
Attached to this report is a list of all Queens community board members as of April 1, 2023, the date on which this year’s community board appointments were made. Queens community board members are appointed for staggered two-year terms that begin annually on April 1.

The graphs attached to this report show collected demographic information, presented in an aggregated and anonymized manner, for all members collectively and by board.

Demographic Data of New 2023 Appointees

The demographic data on the 116 new appointees reflects Queens Borough President Richards’ ongoing commitment to address demographic disparities on the borough’s community boards.

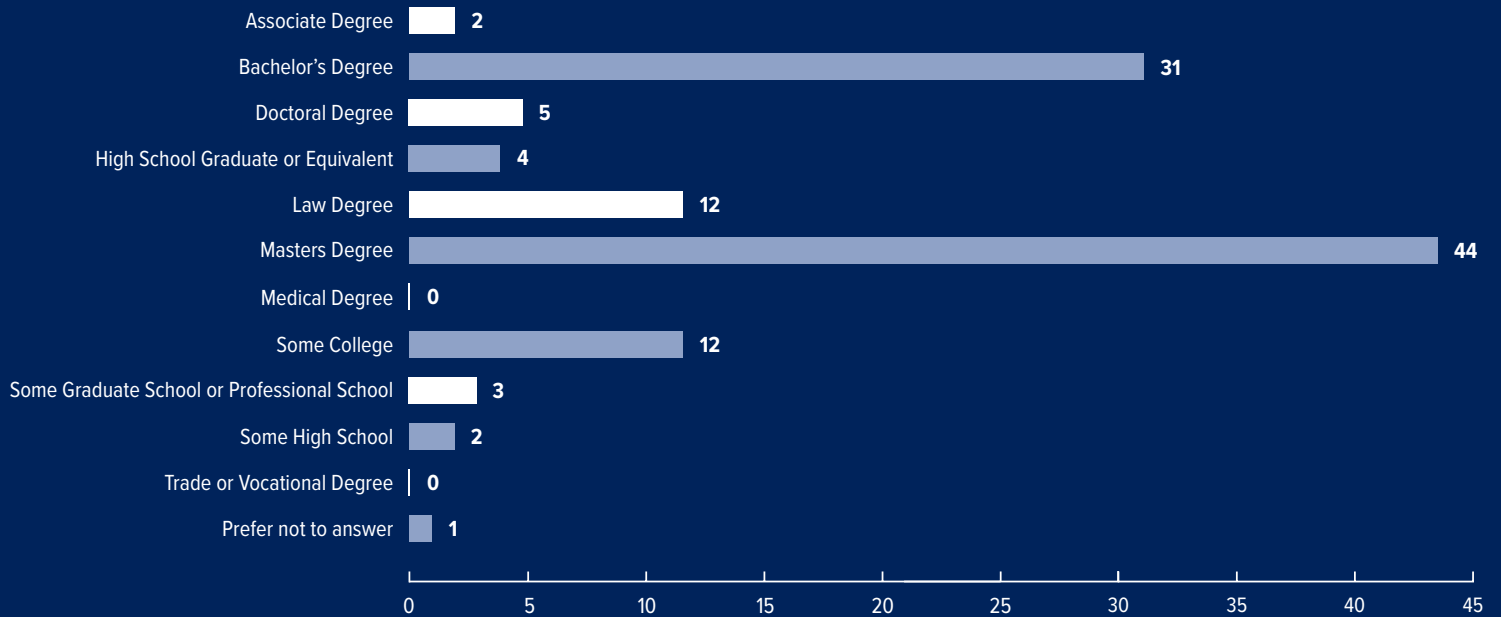
Aggregated and anonymized demographic data for new appointees are included in the graphs below.



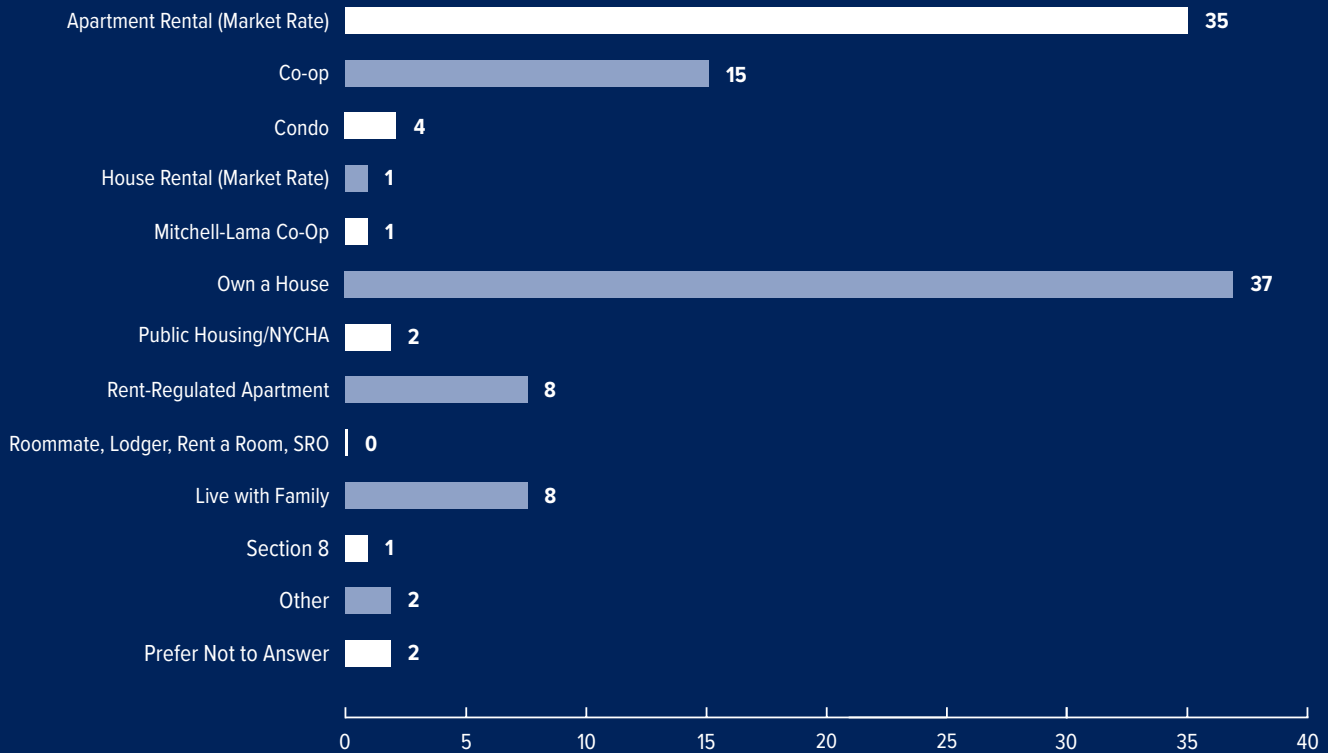
Self-Identification	African American/ Black	25	South Asian	8	South West Asian (Middle Eastern)/ North African	3
	Caribbean/ West Indian	13	Latina/o/x/ Hispanic	23	Prefer Not to Answer	6
	East Asian/ South East Asian/ Pacific Islander	16	White/European	42		
			Native American/ American Indian	1		

Other Background	LGBTQIA+	12	Immigrant	19	Caregiver	10
	Person with a Disability	13	Veteran/ Military Service	5	Prefer Not to Answer	4
	Parent/Guardian of a Child (Pre-K to 12)	36	Non-Native Speaker of English	12		

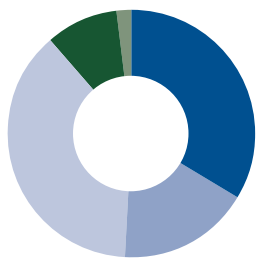
Educational Attainment



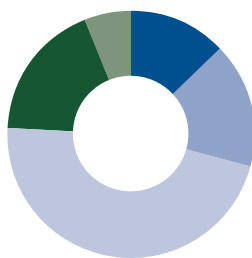
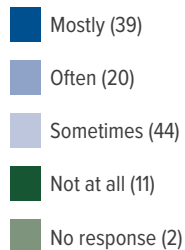
Housing Type



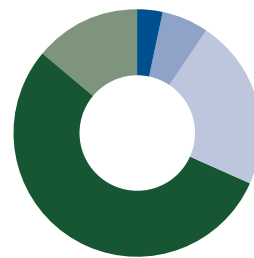
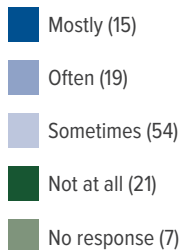
Forms of Transportation



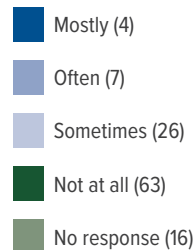
Subway/Train



Bus



Bike or Micro-Mobility Device



Private Bus Service (Dollar Van)

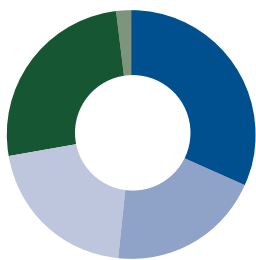
Mostly	1
Often	0
Sometimes	5
Not at all	95
No response	15

Access-a-Ride or Other Paratransit Service

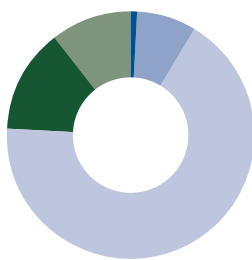
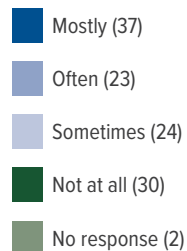
Mostly	4
Often	1
Sometimes	2
Not at all	93
No response	16

Manual Wheelchair, Electronic Wheelchair, Mobility Scooter

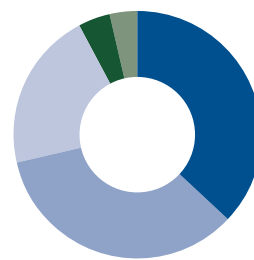
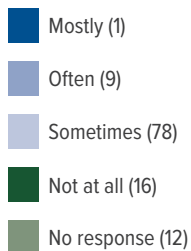
Mostly	2
Often	0
Sometimes	2
Not at all	96
No response	16



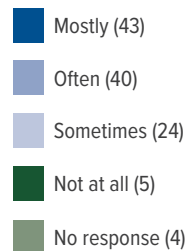
Personal Vehicle



For-Hire Vehicle (Uber, Lyft, etc.)



Walking



2023 Queens Community Board Members (as of 2023.04.01)					
Board	First Name	Last Name	Initial Appointment Year	Length of Service (in years)	Nominated by Council Member
CB1	George	Alexiou	1997	26	Yes
CB1	Daniel	Aliberti	1998	25	Yes
CB1	Louise	Bordley	2020	3	Yes
CB1	Ann	Bruno	1997	26	No
CB1	Gerald	Caliendo	1977	46	Yes
CB1	Jean Marie	Dalleva	1997	26	Yes
CB1	Tenzin	Dechen	2022	1	Yes
CB1	Antonella	Di Saverio	2011	12	Yes
CB1	Katie	Ellman	2015	8	Yes
CB1	Elizabeth	Erion	1977	46	Yes
CB1	Mackenzi	Farquer	2014	9	Yes
CB1	Dean	Feratovic	2011	12	Yes
CB1	Adam	Fisher-Cox	2022	1	Yes
CB1	Frank	Fredericks	2023	0	Yes
CB1	Tyrone	Gardner	2022	1	Yes
CB1	Shahenaz	Hamde	2020	3	Yes
CB1	Evie	Hantzopoulos	2010	13	Yes
CB1	Christopher	Hanway	2023	0	No
CB1	Amy	Hau	2014	9	Yes
CB1	Brian	Hunt	2023	0	No
CB1	Vanessa	Jones-Hall	2014	9	Yes
CB1	Richard	Khuzami	2000	23	Yes
CB1	Cristina	Lastres	2021	2	No
CB1	Diana	Limongi	2021	2	Yes
CB1	Ethan	Lowens	2023	0	Yes
CB1	Huge	Ma	2022	1	No
CB1	Athanasios	Magoutas	2023	0	No
CB1	Jeffrey	Martin	2019	4	No
CB1	Brian	Martinez	2023	0	Yes
CB1	Sam	Massol	2022	1	Yes
CB1	Amin	Mehedi	2020	3	Yes
CB1	Antonio	Meloni	1988	35	Yes
CB1	Andreas	Migias	2022	1	Yes
CB1	Doreen	Mohammed	2021	2	No
CB1	Eric	Mouchette	2018	5	Yes
CB1	Stella	Nicolaou	1999	24	Yes
CB1	Dino	Panagoulas	2019	4	Yes
9 Donovan Richards Jr., Borough President Queens Community Board Demographic Report					

Board	First Name	Last Name	Initial Appointment Year	Length of Service (in years)	Nominated by Council Member
CB1	Juliet	Payabyab	2020	3	Yes
CB1	RoseMarie	Poveromo	2002	21	Yes
CB1	Margot	Riphagen	2023	0	Yes
CB1	Thomas	Ryan	1990	33	Yes
CB1	Marisela	Santos	2023	0	Yes
CB1	Dominic	Stiller	2015	8	Yes
CB1	Marie	Torniali	2010	13	Yes
CB1	Rod	Townsend	2016	7	Yes
CB1	Judy	Trilivas	2008	15	Yes
CB1	Kathleen	Warnock	2018	5	Yes
CB1	Corinne	Wood-Haynes	2022	1	No
CB1	Thomas	Wright	2023	0	No
CB1	Rosemary	Yelton	2021	2	No
CB2	Amparo	Abel-Bey	2020	3	Yes
CB2	Nellie	Afshar	2023	0	Yes
CB2	Anatole	Ashraf	2019	4	Yes
CB2	John Laurence	Bahia	2022	1	No
CB2	Ann Marie	Baranowski	2023	0	No
CB2	T. Karesia	Batan	2018	5	Yes
CB2	Nicholas	Berkowitz	2020	3	No
CB2	Sandra	Bigitschke	2010	13	Yes
CB2	Kat	Bloomfield	2021	2	Yes
CB2	Danielle	Brecker	2021	2	Yes
CB2	Carlos	Castell Croke	2023	0	No
CB2	Tannia	Chavez	2020	3	Yes
CB2	Osman	Chowdhury	2018	5	Yes
CB2	Stephen	Cooper	1984	39	No
CB2	Kelly	Craig	2022	1	No
CB2	Warren	Davis	2019	4	Yes
CB2	Lisa	Deller	1998	25	Yes
CB2	Morry	Galonoy	2020	3	Yes
CB2	Somnath	Ghimire	2021	2	No
CB2	Rosamond	Gianutsos	2019	4	Yes
CB2	Camille	Gray	2021	2	No
CB2	Kenneth	Greenberg	2010	13	Yes
CB2	Mohammed	Hossen	2023	0	No
CB2	Christine	Hunter	2019	4	Yes

2023 Queens Community Board Members (as of 2023.04.01)					
Board	First Name	Last Name	Initial Appointment Year	Length of Service (in years)	Nominated by Council Member
CB2	Lelin	Kandel	2023	0	No
CB2	Badrun	Khan	2015	8	Yes
CB2	Diana	Kichler	2023	0	No
CB2	Prameet	Kumar	2023	0	No
CB2	Chhemang	Lama	2022	1	Yes
CB2	Sheila	Lewandowski	2008	15	Yes
CB2	Benjamin	Lucas	2022	1	Yes
CB2	Patrick	Martinez	2022	1	No
CB2	Robert	Miraglia	2022	1	No
CB2	Thomas	Mituzas	2016	7	Yes
CB2	Eric	Narburgh	2023	0	No
CB2	Zeeshan	Ott	2023	0	No
CB2	Reilly	Owens	2022	1	Yes
CB2	Clara	Oza	2018	5	Yes
CB2	Oumaya	Saab	2023	0	Yes
CB2	Norberto	Saldana	2010	13	Yes
CB2	Laura	Shepard	2021	2	Yes
CB2	Ryan	Smith	2022	1	Yes
CB2	Caroline	Spitzer	2022	1	No
CB2	Lauren	Springer	2010	13	Yes
CB2	Phuntsok	Tashi	2022	1	Yes
CB2	Akello	Thomas	2022	1	No
CB2	Mary	Torres	2015	8	Yes
CB2	Leticia	Vasquez	2023	0	Yes
CB2	Frank	Wu	2020	3	Yes
CB2	Kalsang	Yangtso	2023	0	Yes
CB3	Pat	Beckles	2022	1	No
CB3	Ann	Brown	2006	17	Yes
CB3	Bill	Bruno	2023	0	Yes
CB3	Elba	Buendia	2011	12	Yes
CB3	Mark	Buhrmester	2020	3	Yes
CB3	Muquith	Choudhury	2019	4	No
CB3	Marjorie	Clarke Woolridge	2023	0	Yes
CB3	Shiv	Dass	2001	22	Yes
CB3	Sonya	Davis-Roberts	2012	11	Yes
CB3	Michael	De Valera	2021	2	Yes
CB3	Vivian	Dock	1984	39	Yes
11 Donovan Richards Jr., Borough President Queens Community Board Demographic Report					

Board	First Name	Last Name	Initial Appointment Year	Length of Service (in years)	Nominated by Council Member
CB3	Margaret	Dozier	2002	21	Yes
CB3	Rhoda	Dunn	2022	1	Yes
CB3	Renetta	English	2015	8	Yes
CB3	Oscar	Escobar	2022	1	No
CB3	Ulrick	Gedeon	2019	4	Yes
CB3	Kara	Heffernan	2023	0	No
CB3	Larinda	Hooks	2015	8	Yes
CB3	Abdur Rahim	Howladar	2019	4	Yes
CB3	Kevin	Hughes-Noboa	2015	8	No
CB3	Shyam	Karki	2023	0	Yes
CB3	Edward	Kiernan	2017	6	Yes
CB3	Stephen	Kulhanek	1996	27	Yes
CB3	Marta Elena	LeBreton	2004	19	Yes
CB3	Andre	Maloy	2022	1	Yes
CB3	Lisa	Mesulam	1993	30	Yes
CB3	Violeta	Morales	2022	1	Yes
CB3	Richard	Mullings	2018	5	Yes
CB3	Laverne	Nimmons	2013	10	Yes
CB3	Nuala	O'Doherty-Naranjo	2017	6	Yes
CB3	Theresa	Parson-Jones	2022	1	Yes
CB3	Dorothy	Phelan	2010	13	Yes
CB3	Potrirankamanis	Queano Nur	2022	1	No
CB3	Jairo	Rodriguez	2012	11	No
CB3	Fausto	Rodriguez	2013	10	Yes
CB3	Leoncio	Romero	2000	23	No
CB3	Tammy	Rose	2019	4	Yes
CB3	Edmund	Rosenbaum	2006	17	Yes
CB3	David	Rosero	1996	27	Yes
CB3	Lobsang	Salaka	2017	6	Yes
CB3	Gisele	Santana	2023	0	No
CB3	Dawn	Siff	2021	2	Yes
CB3	Jimmy	Smith	1990	33	Yes
CB3	Fahad	Solaiman	2021	2	Yes
CB3	Marlene	Tapper	2017	6	Yes
CB3	Frank	Taylor	2017	6	Yes
CB3	Arthur	Teiler	2001	22	Yes
CB3	Shanel	Thomas Henry	2012	11	Yes

2023 Queens Community Board Members (as of 2023.04.01)					
Board	First Name	Last Name	Initial Appointment Year	Length of Service (in years)	Nominated by Council Member
CB3	Hamlett	Wallace	1993	30	Yes
CB3	Edwin	Westley	2003	20	Yes
CB4	Jonathan	Anzalone	2023	0	Yes
CB4	Rownoka	Ashakhan	2022	1	Yes
CB4	Michelle	Calderon	2022	1	No
CB4	Valery	Calderon	2022	1	No
CB4	Isaac	Carmignani	2023	0	Yes
CB4	Jaime	Cho	2022	1	Yes
CB4	Lynda	Coral	2017	6	Yes
CB4	Michelle	Dunston	2019	4	Yes
CB4	Aridia	Espinal	2019	4	Yes
CB4	Leeanne	G-Bowley	2021	2	No
CB4	Marialena	Giampino	2015	8	Yes
CB4	Lara	Gregory	2021	2	No
CB4	Alexander	Huaylinos	2023	0	Yes
CB4	Ramakrishna	Kadukuntla	2022	1	Yes
CB4	Vincent	Laucella	2019	4	Yes
CB4	Myrna	Littlewort	2023	0	No
CB4	Carol	Machulski	2020	3	Yes
CB4	Abu Zafar	Mahmood	2022	1	Yes
CB4	Sylvia	Martin	2019	4	No
CB4	Matthew	McElroy	2018	5	Yes
CB4	Rovenia	McGowan	1989	34	Yes
CB4	Mac Ryan	Merchan	2022	1	Yes
CB4	Jose	Morillo	2021	2	Yes
CB4	Edgar	Moya	2005	18	No
CB4	Ruby	Muhammad	2017	6	Yes
CB4	Sandra	Munoz	2013	10	Yes
CB4	Georgina	Oliver	1997	26	Yes
CB4	G.	Oliver	2021	2	No
CB4	Alexandra	Owens	2018	5	Yes
CB4	Ramon	Pimentel	2023	0	No
CB4	Alexa	Ponce	2016	7	Yes
CB4	Lindsey	Quartini	2023	0	No
CB4	Mildred	Ramirez	2023	0	Yes
CB4	Ashley	Reed	2015	8	Yes
CB4	Cristian	Romero	2015	8	Yes
13 Donovan Richards Jr., Borough President Queens Community Board Demographic Report					

Board	First Name	Last Name	Initial Appointment Year	Length of Service (in years)	Nominated by Council Member
CB4	Clara	Salas	1985	38	Yes
CB4	Delia	Sebastian-Cecilio	2023	0	Yes
CB4	Meenu	Singh	2023	0	Yes
CB4	Alton	Smith	2012	11	Yes
CB4	Anthony	Szeto	2023	0	No
CB4	Dewan	Tarek	2018	5	Yes
CB4	Marcello	Testa	2012	11	Yes
CB4	Charlie	Tetiyevsky	2022	1	Yes
CB4	Louis	Walker	1990	33	Yes
CB4	Minwen	Yang	2013	10	Yes
CB5	Bhubaneshor	Adhikari	2020	3	Yes
CB5	Vincent	Arcuri	1976	47	Yes
CB5	Carol	Benovic-Bradley	2023	0	No
CB5	Antonetta	Binanti	2018	5	Yes
CB5	Jessica	Boiardi	2021	2	No
CB5	Eric	Butkiewicz	2020	3	Yes
CB5	Michael	Byc	2023	0	No
CB5	Rachel	Caracci	2021	2	Yes
CB5	Maritza	Carmona	2023	0	No
CB5	Robert	Cermeli	1990	33	Yes
CB5	Ethan	Chan	2023	0	Yes
CB5	Deepak	Chaudhari	2023	0	No
CB5	Walter	Clayton Jr.	2009	14	Yes
CB5	Salvatore	Crifasi	2023	0	Yes
CB5	Patricia	Crowley	2000	23	Yes
CB5	Nickolas	Cuttonaro	2022	1	Yes
CB5	Daniel	DeBrucker	2023	0	No
CB5	Derek	Evers	2021	2	No
CB5	Dmytro	Fedkowskyj	2008	15	Yes
CB5	Steven	Fiedler	1999	24	Yes
CB5	Dorie	Figliola	2023	0	No
CB5	Fred	Haller	1988	35	Yes
CB5	Fred	Hoefflerle	1996	27	Yes
CB5	Paul	Kerzner	1972	51	Yes
CB5	Maryann	Lattanzio	2017	6	Yes
CB5	Diego	Leclery	2021	2	No
CB5	Edward	Lettau	2017	6	Yes

2023 Queens Community Board Members (as of 2023.04.01)					
Board	First Name	Last Name	Initial Appointment Year	Length of Service (in years)	Nominated by Council Member
CB5	Katherine	Masi	2005	18	Yes
CB5	Eileen	Moloney	1998	25	Yes
CB5	April	Narsasian	2021	2	Yes
CB5	Margaret	O’Kane	2008	15	Yes
CB5	Michael	O’Kane	1992	31	Yes
CB5	Donald Robert	Passantino	1991	32	No
CB5	Mike	Porcelli	1996	27	Yes
CB5	Melissa	Rebecca	2022	1	Yes
CB5	Kenneth	Rehberger	2019	4	No
CB5	Theodore	Renz	1979	44	Yes
CB5	Luis	Rodriguez	2012	11	Yes
CB5	Lee	Rottenberg	2003	20	Yes
CB5	Walter	Sanchez	1987	36	Yes
CB5	Lily	Scarabino	2023	0	No
CB5	Toby	Sheppard Bloch	2021	2	No
CB5	Dennis	Stephan	2018	5	Yes
CB5	Katarzyna	Syta	2021	2	Yes
CB5	Gyanal	Thapa	2019	4	Yes
CB5	Barbara	Toscano	2011	12	Yes
CB5	Patrick	Trinchese	2017	6	Yes
CB5	Jasmin	Valle	2022	1	Yes
CB5	Maryanna	Zero	2005	18	Yes
CB5	Brandon	Zwagerman	2023	0	No
CB6	Michael	Arcati	2021	2	Yes
CB6	David	Aronov	2023	0	No
CB6	Anisa	Ayon	2018	5	Yes
CB6	Salua	Baida	2023	0	Yes
CB6	Kavish	Batra	2021	2	Yes
CB6	Peter	Beadle	2013	10	Yes
CB6	Heather	Beers-Dimitriadis	2019	4	Yes
CB6	Miriam	Berfas	2005	18	Yes
CB6	Howard	Birnbaum	2021	2	Yes
CB6	Danny	Bowens	2023	0	Yes
CB6	Heidi	Chain	1999	24	Yes
CB6	Gina	Chen	2023	0	No
CB6	Laura	Ciacco	2022	1	Yes
CB6	Kandra	Clark	2022	1	No
15 Donovan Richards Jr., Borough President Queens Community Board Demographic Report					

Board	First Name	Last Name	Initial Appointment Year	Length of Service (in years)	Nominated by Council Member
CB6	Latrice	Davis	2021	2	Yes
CB6	John	Dereszawski	2004	19	Yes
CB6	Vallon	Ellison	2023	0	No
CB6	Keith	Engel	2021	2	Yes
CB6	Matt	Fernandez Konigsberg	2023	0	No
CB6	Giovanni	Gioia	2023	0	Yes
CB6	Bruce	Grossberg	2023	0	Yes
CB6	Karen	Imas	2022	1	Yes
CB6	Sarina	Jain	2022	1	Yes
CB6	Marcelle	Lashley-Kaboré	2023	0	Yes
CB6	Mark	Laster	2016	7	Yes
CB6	Beatrice	Leong	2022	1	Yes
CB6	Jonathan	Li	2020	3	Yes
CB6	Kevin	Ly	2020	3	Yes
CB6	Jack	Medina	2009	14	Yes
CB6	Renee	Mehrre	2003	20	Yes
CB6	Steven	Metz	2019	4	Yes
CB6	Julie	Milner	2022	1	Yes
CB6	Patricia	Morgan	2019	4	Yes
CB6	Elizabeth	Newton	2017	6	Yes
CB6	Tania	Padgett	2020	3	Yes
CB6	Howard	Pollack	2022	1	Yes
CB6	Diana	Rachnaev	2022	1	Yes
CB6	Shari	Rolnick	2016	7	Yes
CB6	Matthew	Salton	2023	0	No
CB6	Gladys	Sandoval	2021	2	No
CB6	David	Schantz	2023	0	Yes
CB6	Petrina	Schneiderman	2022	1	Yes
CB6	Herbert	Schönhaut	2018	5	Yes
CB6	Jean	Silva	2012	11	Yes
CB6	Martha	Tucker	2021	2	No
CB6	Brently	Winstead	2022	1	No
CB6	Edwin	Wong	2015	8	Yes
CB6	Titilayo	Yasukawa	2022	1	Yes
CB6	Ephraim	Zakry	2023	0	Yes
CB6	Katherine	Zapata	2023	0	No
CB7	Charles	Apelian	1988	35	Yes

2023 Queens Community Board Members (as of 2023.04.01)					
Board	First Name	Last Name	Initial Appointment Year	Length of Service (in years)	Nominated by Council Member
CB7	James	Cervino	2011	12	Yes
CB7	Kaily	Cheng	2019	4	Yes
CB7	Michael	Cheng	2016	7	Yes
CB7	Kim	Cody	2013	10	Yes
CB7	Nicholas	Corrado	2012	11	Yes
CB7	Arlene	Fleishman	2009	14	Yes
CB7	Richard	Forman	2017	6	Yes
CB7	Frank	Quatela	2021	2	Yes
CB7	Fred	Fu	2004	19	No
CB7	Doreen	Gatanas	2020	3	No
CB7	Vincent	Gianelli	2015	8	Yes
CB7	Pablo	Hernandez	2002	21	No
CB7	Cody	Herrmann	2021	2	No
CB7	Jeff	Huang	2012	11	Yes
CB7	Lawrence	Hughes	2016	7	No
CB7	Eugene	Kelty	1984	39	Yes
CB7	Phil	Konigsberg	2009	14	Yes
CB7	Esther	Lee	2002	21	Yes
CB7	Wensong	Li	2019	4	Yes
CB7	Wendy	Louie	2019	4	Yes
CB7	Frank	Macchio	1997	26	Yes
CB7	Betsy	Mak	2020	3	Yes
CB7	Richard	McEachern	2011	12	Yes
CB7	Barbara	McHugh	2010	13	Yes
CB7	Xinwei Michelle	Miao	2020	3	Yes
CB7	Selma	Moses	2003	20	Yes
CB7	Sergio	Nicolich	2019	4	Yes
CB7	Millicent	O'Meally	1988	35	No
CB7	John	Park	2018	5	Yes
CB7	Terrence	Park	1999	24	Yes
CB7	Yacov	Pshtissky	2020	3	Yes
CB7	Kris	Ram	2007	16	Yes
CB7	Paul	Rifino	2018	5	Yes
CB7	Warren	Schreiber	2002	21	Yes
CB7	Kevin	Shields	2012	11	Yes
CB7	Matthew	Silverstein	2014	9	Yes
CB7	Joshua	Sussman	2003	20	Yes
17 Donovan Richards Jr., Borough President Queens Community Board Demographic Report					

Board	First Name	Last Name	Initial Appointment Year	Length of Service (in years)	Nominated by Council Member
CB7	Joseph	Sweeney	1985	38	Yes
CB7	Saleem	Syed	2022	1	No
CB7	John	Tsavalos	1996	27	No
CB7	Peter	Tu	2007	16	Yes
CB7	Harpreet	Wahan	2015	8	Yes
CB7	Clarissa	Wong	2014	9	Yes
CB7	Maggie	Wong	2019	4	Yes
CB7	Ruoruo (Lulu)	Yang	2023	0	Yes
CB7	Dian Song	Yu	2018	5	Yes
CB7	Linna	Yu	1989	34	Yes
CB7	Lei	Zhao	2017	6	Yes
CB7	Jie	Zhu	2014	9	Yes
CB8	Dilafroz	Ahmed	2002	21	Yes
CB8	Michael	Athy	2023	0	No
CB8	Heather	Bennett-Idels	2020	3	Yes
CB8	Robert Hoyt	Block	2012	11	Yes
CB8	Edward	Chung	2013	10	Yes
CB8	Jenna	Citron Schwab	2023	0	Yes
CB8	Susan	Cleary	2002	21	Yes
CB8	Kenneth	Cohen	2008	15	Yes
CB8	Solomon	Davydov	2020	3	Yes
CB8	Maria	DeInnocentiis	1996	27	Yes
CB8	Mohammed Islam	Delwar	2022	1	Yes
CB8	Allen	Eisenstein	1996	27	Yes
CB8	Kevin	Forrestal	2000	23	Yes
CB8	Howard	Fried	2002	21	Yes
CB8	Bhitihara Martha	Fulton	2016	7	Yes
CB8	James	Gallagher	1994	29	Yes
CB8	John	Gebhard	2017	6	Yes
CB8	Ashan	Habib	2021	2	Yes
CB8	Marc	Haken	2004	19	Yes
CB8	Michael	Hannibal	2010	13	Yes
CB8	Neeta	Jain	2022	1	Yes
CB8	Steven	Konigsberg	1996	27	Yes
CB8	Meshulam	Lisker	2005	18	Yes
CB8	Elke	Maerz	2012	11	Yes
CB8	Mary	Maggio	1999	24	Yes

2023 Queens Community Board Members (as of 2023.04.01)					
Board	First Name	Last Name	Initial Appointment Year	Length of Service (in years)	Nominated by Council Member
CB8	Jennifer	Martin	2014	9	Yes
CB8	Yaniv	Meirov	2022	1	Yes
CB8	David	Mordukhaev	2020	3	Yes
CB8	Dilip	Nath	2018	5	No
CB8	Shlomo	Nisanov	2014	9	Yes
CB8	Alan	Ong	2020	3	Yes
CB8	Tamara	Osherov	2008	15	Yes
CB8	Hersh	Parekh	2020	3	Yes
CB8	Tobias	Paris	2023	0	No
CB8	Simon	Pelman	1984	39	Yes
CB8	Frances	Peterson	1996	27	Yes
CB8	Wendy	Phaff Gennaro	2019	4	No
CB8	Mohammad	Rahman	2019	4	Yes
CB8	Charlton	Rhee	1998	25	Yes
CB8	Jesse	Rosenbaum	1998	25	Yes
CB8	Seymour	Schwartz	1996	27	Yes
CB8	Deepti	Sharma	2021	2	No
CB8	Douglas	Sherman	2015	8	Yes
CB8	Harbachan	Singh	2002	21	Yes
CB8	Penny	Stern	2017	6	Yes
CB8	Martha	Taylor	1995	28	Yes
CB8	Mohammed	Tohin	2014	9	No
CB8	Amy	Tse	2022	1	Yes
CB8	Mayer	Waxman	2023	0	No
CB8	Jacob	Weinberg	2007	16	Yes
CB9	Marla	Abarca	2021	2	No
CB9	Inderpaul	Ahluwalia	2012	11	Yes
CB9	Sherry	Alfredo	2018	5	Yes
CB9	Faiuze	Ali	2017	6	Yes
CB9	Dilraj	Batchu	2020	3	Yes
CB9	Juan	Batista II	2023	0	No
CB9	Dulal	Bhattacharjee	2008	15	Yes
CB9	Kamal	Bhuiyan	2014	9	Yes
CB9	Kirpal	Billing	2021	2	No
CB9	Zoila	Bofill	2017	6	Yes
CB9	John	Carter	1991	32	Yes
CB9	Daniel	Chu	2020	3	Yes
19 Donovan Richards Jr., Borough President Queens Community Board Demographic Report					

Board	First Name	Last Name	Initial Appointment Year	Length of Service (in years)	Nominated by Council Member
CB9	Andrea	Crawford	2003	20	Yes
CB9	Ruben	Cruz	2023	0	No
CB9	Marylin	Custodio	2020	3	Yes
CB9	Sandra	Datnarain	2008	15	Yes
CB9	Joan	DeCamp	1985	38	Yes
CB9	Warlito	Deleon	2023	0	No
CB9	Steve	Esposito	2002	21	Yes
CB9	Stephen	Forte	2023	0	Yes
CB9	Albert	Gamarra	2023	0	No
CB9	Daniel	Grieve	2017	6	Yes
CB9	Sylvia	Hack	1974	49	Yes
CB9	Daniel Coffaro	Hill	2022	1	Yes
CB9	Orazio Joe	Iaboni	2006	17	Yes
CB9	Carmela	Isabela	2022	1	Yes
CB9	Reaz	Khan	2021	2	No
CB9	Kemanad	Kishore	2020	3	Yes
CB9	Nina	Kulkarni	2023	0	No
CB9	Kevin	O’Leary	2009	14	Yes
CB9	Tiffanie	Placeres	2023	0	No
CB9	Daniel	Pollack	2001	22	Yes
CB9	Diannedrea	Ramoutar	2021	2	No
CB9	Cristal	Rivera	2017	6	Yes
CB9	Bernard	Robert	2022	1	Yes
CB9	Mohamed	Safie	2003	20	Yes
CB9	Regina	Santoro	2002	21	Yes
CB9	Jarnail	Singh	2014	9	Yes
CB9	Maharani	Singh	2011	12	Yes
CB9	Matthew	Singh	2015	8	Yes
CB9	Mohinder	Singh	2016	7	Yes
CB9	Raghbir	Singh	2009	14	Yes
CB9	Sursattie	Singh	2020	3	Yes
CB9	J. Richard	Smith	2003	20	Yes
CB9	Victor	Starsky	2023	0	Yes
CB9	Alexandria	Sumpter-Delves	2020	3	Yes
CB9	Esta-Joy	Sydell	2021	2	No
CB9	Andrew	Taranto	2023	0	No
CB9	Marie	Turley	1989	34	Yes

2023 Queens Community Board Members (as of 2023.04.01)					
Board	First Name	Last Name	Initial Appointment Year	Length of Service (in years)	Nominated by Council Member
CB9	Seth	Welins	2009	14	Yes
CB10	Mohamed	Amin	2018	5	No
CB10	Luis	Amorim	2006	17	Yes
CB10	Natalie	Bissoon	2019	4	Yes
CB10	Elizabeth	Braton	1979	44	Yes
CB10	John	Calcagnile	1997	26	Yes
CB10	James	Caruso	2000	23	Yes
CB10	Emily	Cheng	2021	2	No
CB10	Marie	Cherenfant	2019	4	Yes
CB10	Rosemary	Ciulla-Frisone	2001	22	Yes
CB10	Anthony	Cosentino	1982	41	Yes
CB10	Frank	Dardani	1996	27	Yes
CB10	Amanda	Deebrah	2021	2	Yes
CB10	Anoop	Dhanpat	2018	5	No
CB10	Irene	Dimoh	2010	13	Yes
CB10	Betty	Escobar	2022	1	No
CB10	John	Fazio	1976	47	Yes
CB10	Edna	Fraylon	2016	7	Yes
CB10	Anthony	Gellineau	2011	12	Yes
CB10	Roger	Gendron	2019	4	Yes
CB10	Peter	Granickas	2000	23	Yes
CB10	Raimondo	Graziano	2022	1	No
CB10	Anthony	Hill	2022	1	No
CB10	Romeo	Hitlall	2008	15	Yes
CB10	Pierre	Kishun	2016	7	No
CB10	Bihari	Lall	2023	0	No
CB10	Nazneen	Latchana	2023	0	Yes
CB10	Kailash	Ludhiana	2023	0	Yes
CB10	Ashford	Maharaj	2019	4	Yes
CB10	Ruben	Martinez	2011	12	Yes
CB10	Dorothy	Mitchell	2002	21	Yes
CB10	Fazlurrahman	Mohamed	2016	7	Yes
CB10	Stacy	Mohamed	2021	2	No
CB10	Rohan	Narine	2022	1	Yes
CB10	Angela	Nocerino	2021	2	Yes
CB10	Pasquale	Nostromo	2023	0	No
CB10	Silvestro	Pace	1999	24	Yes
21 Donovan Richards Jr., Borough President Queens Community Board Demographic Report					

Board	First Name	Last Name	Initial Appointment Year	Length of Service (in years)	Nominated by Council Member
CB10	Jose	Quijano	2012	11	Yes
CB10	Amar	Rajnauth	2022	1	Yes
CB10	Rusat	Ramgopal	2023	0	No
CB10	Bhola	Ramsundar	2011	12	Yes
CB10	Kevin	Roan	2023	0	Yes
CB10	George	Russo	2009	14	Yes
CB10	Nellie	Santiago	1976	47	Yes
CB10	Gemma	Singh	2023	0	Yes
CB10	Jody	Stahl	2018	5	Yes
CB10	Sharif	Uddin	2022	1	Yes
CB10	Isabel	VanPutten	1999	24	No
CB10	Marilyn	Vecchio	2008	15	Yes
CB10	Linda	Walker	2006	17	Yes
CB10	Darryl	Wesby	2023	0	Yes
CB11	Dawn	Anatra	2022	1	Yes
CB11	Adriana	Aviles	2020	3	Yes
CB11	Lana	Bind	2006	17	Yes
CB11	Michael	Budabin McQuown	2017	6	Yes
CB11	Jessica	Burke	2021	2	Yes
CB11	Susan	Cerezo	2011	12	Yes
CB11	Sharon	Chin	2020	3	Yes
CB11	Carmen	Collado	2019	4	Yes
CB11	Victor	Dadras	2018	5	Yes
CB11	Lourdes	December	2018	5	Yes
CB11	Paul	DiBenedetto	2005	18	Yes
CB11	Henry	Euler	2005	18	Yes
CB11	C. Omarr	Evans	2022	1	No
CB11	Mario	Ferazzoli	2003	20	Yes
CB11	Michelle	Fields	2022	1	No
CB11	Elias	Fillas	2017	6	Yes
CB11	Jack	Fried	1977	46	Yes
CB11	Christopher	Fuentes-Padilla	2022	1	No
CB11	Albert	Galatan	2016	7	Yes
CB11	Joan	Garippa	1980	43	Yes
CB11	Roy	Giusetti	2022	1	Yes
CB11	Michael	Golia	2019	4	Yes
CB11	Rosemarie	Guidice	2018	5	Yes

2023 Queens Community Board Members (as of 2023.04.01)					
Board	First Name	Last Name	Initial Appointment Year	Length of Service (in years)	Nominated by Council Member
CB11	George	Hadjiconstantinou	2022	1	Yes
CB11	Tim	Hao	2023	0	No
CB11	Laura	James	2002	21	Yes
CB11	Mohan	Jethwani	1982	41	Yes
CB11	Travis	Kessel	2023	0	No
CB11	Jena	Lanzetta	2021	2	Yes
CB11	Robert	Liatto	2011	12	Yes
CB11	Matthew	Mamak	2023	0	No
CB11	Fleur	Martino	2019	4	Yes
CB11	Karen	Mazza	2022	1	No
CB11	George	Mihaltses	2013	10	Yes
CB11	Eileen	Miller	2007	16	Yes
CB11	Douglas	Montgomery	2012	11	Yes
CB11	Akshar	Patel	2019	4	Yes
CB11	Wendy	Pelle-Beer	2018	5	Yes
CB11	Stephen	Pivawer	1998	25	Yes
CB11	Ann	Puckett	2023	0	Yes
CB11	Gunjan	Rastogi	2020	3	Yes
CB11	Megan	Rha	2023	0	No
CB11	Ralph	Ruiz	2023	0	Yes
CB11	Seihee	Ryu	2023	0	Yes
CB11	Christina	Scherer	2007	16	Yes
CB11	Joythi	SriRam	2012	11	Yes
CB11	Benjamin	Turner	2017	6	Yes
CB11	David	White	2023	0	No
CB11	Sam	Wong	2020	3	Yes
CB11	Fern	Zimbalist	2023	0	Yes
CB12	Alam	Ahnaf	2021	2	No
CB12	Mohammed	Ali	2019	4	Yes
CB12	Angela	Allen	2021	2	No
CB12	Wanda	Best	2023	0	Yes
CB12	Jacqueline	Boyce	1990	33	Yes
CB12	Maxine	Brannon	2016	7	Yes
CB12	Kenny	Carter	2016	7	Yes
CB12	Manuel	Caughman	2000	23	Yes
CB12	Rene	Cheatham Hill	2011	12	Yes
CB12	Tanbir	Chowdhury	2022	1	Yes
23 Donovan Richards Jr., Borough President Queens Community Board Demographic Report					

Board	First Name	Last Name	Initial Appointment Year	Length of Service (in years)	Nominated by Council Member
CB12	Hon. Clifton	Diaz	2018	5	Yes
CB12	Marcia	Francis	2018	5	Yes
CB12	Glenn	Greenidge	2012	11	Yes
CB12	Nurul	Haque	2018	5	Yes
CB12	Vishal	Hardowar	2019	4	No
CB12	Jolander	Headley	2023	0	Yes
CB12	Yullanda	Hinds	2022	1	Yes
CB12	Crystal	Isaac	2020	3	Yes
CB12	Khondokar	Islam	2016	7	Yes
CB12	Audrey Lee	Jacobs	2016	7	Yes
CB12	Aiysha	Jaggassar	2012	11	Yes
CB12	Celeste	James	2009	14	Yes
CB12	Clementine	James	2017	6	Yes
CB12	Chantel	Johnson	2022	1	Yes
CB12	Al-Hassan	Kanu	2019	4	Yes
CB12	Bilal	Karriem	2009	14	Yes
CB12	Michele	Keller	1992	31	Yes
CB12	Dawn	Kelly	2021	2	Yes
CB12	Latoya	LeGrand	2021	2	Yes
CB12	Rev. Edward	McKay	2006	17	No
CB12	Angela	Miskis	2022	1	Yes
CB12	Donald	Murphy	2023	0	No
CB12	Abdus-Salaam	Musa	2021	2	No
CB12	Shah	Nawaz	2019	4	No
CB12	Charline	Ogbeni	2020	3	Yes
CB12	Akther	Rahman	2020	3	Yes
CB12	Jean	Randolph-Castro	2020	3	Yes
CB12	Krystal	Roberts	2023	0	Yes
CB12	Fitzroy	Searles	2020	3	Yes
CB12	Amanda	Sewanani	2022	1	Yes
CB12	Owen	Shakespeare	2020	3	Yes
CB12	Florence	Simmons	2012	11	Yes
CB12	Yvette	Sledge	2012	11	Yes
CB12	Sharon	Sweeting Lindsey	2021	2	Yes
CB12	Carlene	Thorbs	2009	14	Yes
CB12	Toni	Totten	2016	7	Yes
CB12	Linette	Townsley	2020	3	Yes

2023 Queens Community Board Members (as of 2023.04.01)					
Board	First Name	Last Name	Initial Appointment Year	Length of Service (in years)	Nominated by Council Member
CB12	Khari	White	2020	3	Yes
CB12	Jeanette	Wilson	2020	3	Yes
CB12	Patricia	Wooden	2022	1	No
CB13	Robert	Alleyne	2022	1	Yes
CB13	Rachelle	Antoine	2022	1	Yes
CB13	Angela	Augugliaro	1998	25	Yes
CB13	Maximus	Barton	2023	0	Yes
CB13	Corey	Bearak	2000	23	Yes
CB13	Loleta	Beckett-Nicholson	2022	1	Yes
CB13	Alain	Berrouet	2014	9	Yes
CB13	Sheila	Beverly-Skinner	2022	1	Yes
CB13	Bryan	Block	2005	18	Yes
CB13	Kyle	Bragg	2011	12	Yes
CB13	Barbara	Clements	2017	6	Yes
CB13	Bobbie	Cole	2023	0	Yes
CB13	Sylvia	Cothia	2019	4	Yes
CB13	Marissa	Cronin	2021	2	No
CB13	Vernal	Crooms-Holder	2014	9	Yes
CB13	Tanya	Cruz	2007	16	Yes
CB13	Delroy	Dawkins	2013	10	Yes
CB13	Bess	DeBetham	2001	22	Yes
CB13	James	Delaney	1973	50	Yes
CB13	Stephanie	Delia	2021	2	Yes
CB13	Charles	Farruggia	2006	17	Yes
CB13	Lorraine	Gittens-Bridges	2016	7	Yes
CB13	Robert	Glover	2012	11	Yes
CB13	Richard	Hellenbrecht	1987	36	Yes
CB13	Fay	Hill	2013	10	Yes
CB13	Violet	Huie	2009	14	Yes
CB13	Mohamood	Ishmael	2013	10	Yes
CB13	Jaslin	Kaur	2022	1	Yes
CB13	Rhonda	Kontner	2013	10	Yes
CB13	Michael	Mallia	2020	3	Yes
CB13	Sophia	Mighty	2020	3	Yes
CB13	Kangela	Moore	2008	15	No
CB13	Curlene	Nelson	2017	6	Yes
CB13	Marcia	O'Brien	2011	12	Yes
25 Donovan Richards Jr., Borough President Queens Community Board Demographic Report					

Board	First Name	Last Name	Initial Appointment Year	Length of Service (in years)	Nominated by Council Member
CB13	Michael	O’Keeffe	2016	7	Yes
CB13	Cinnamon	Paltoo	2020	3	Yes
CB13	Lenroy	Pascall	2023	0	Yes
CB13	David	Pecoraro	2022	1	Yes
CB13	Sandra	Persaud	2023	0	Yes
CB13	Latchman	Persaud	2023	0	Yes
CB13	Nagassar	Ramgarib	2000	23	Yes
CB13	Anup	Ramnauth	2006	17	Yes
CB13	Peter	Richards	1996	27	Yes
CB13	Ashok	Satkalmi	2010	13	Yes
CB13	Ronald	Summers	2023	0	No
CB13	Steven	Taylor	2017	6	Yes
CB13	Koshy	Thomas	2022	1	Yes
CB13	Lourdes	Villanueva Hartrick	2017	6	Yes
CB13	Pritpal	Walia	2011	12	Yes
CB13	Jackie	Wilson	2007	16	Yes
CB14	Audrey	Amsterdam Handy	2018	5	Yes
CB14	Danielle	Barker	2023	0	No
CB14	Ebony	Beaty	2023	0	Yes
CB14	Lailah	Boyd	2021	2	No
CB14	Natasha	Carter	2021	2	No
CB14	Louis	Caucig	1998	25	Yes
CB14	Kimberly	Comes	2023	0	Yes
CB14	John	Cori	2013	10	Yes
CB14	Gerald	David	1977	46	Yes
CB14	Rose Marie	Duggan Gulston	2021	2	No
CB14	Jack	Epter	2020	3	Yes
CB14	Iona	Folkes	2023	0	Yes
CB14	Menashe	Friedman	2022	1	Yes
CB14	Jeanette	Garramone	2023	0	Yes
CB14	Chamaïne	Gibbs	2023	0	No
CB14	Eugenia	Gibson	2019	4	Yes
CB14	Yitzchok	Goldstone	2019	4	Yes
CB14	Avionne	Gumbs-Cummings	2022	1	Yes
CB14	Shanell	Harper	2023	0	No
CB14	Brian	Heffernan	2000	23	Yes
CB14	Samuel	Jaroslawicz	2023	0	Yes

2023 Queens Community Board Members (as of 2023.04.01)

Board	First Name	Last Name	Initial Appointment Year	Length of Service (in years)	Nominated by Council Member
CB14	Felicia	Johnson	2000	23	Yes
CB14	Alison	Kase	2023	0	Yes
CB14	Paul	King	2019	4	Yes
CB14	Richard	Knott	2023	0	No
CB14	Caren	Lee	2022	1	Yes
CB14	Damra	Lee	2023	0	Yes
CB14	Betty	Leon	1998	25	Yes
CB14	LuQuan	Lloyd	2022	1	No
CB14	Denise	Lopresti	2017	6	Yes
CB14	Annette	Lord Cohen	2002	21	Yes
CB14	Lintia	Lyons	2023	0	No
CB14	Jonathan	Mack	2023	0	Yes
CB14	Nancy	Martinez	2019	4	Yes
CB14	Rosalyn	Mason	2018	5	Yes
CB14	John	McCambridge	2003	20	Yes
CB14	Evelyn	Miller-Suber	2022	1	Yes
CB14	Sonia	Moise	2014	9	Yes
CB14	Helen	Montero	2018	5	Yes
CB14	Nyjeri	Norman	2023	0	No
CB14	Dolores	Orr	1990	33	Yes
CB14	Harold	Paez	2018	5	Yes
CB14	Isaac	Parsee	2023	0	No
CB14	Vernell	Robinson	2022	1	No
CB14	David	Rood-Ojalvo	2021	2	No
CB14	David	Shelborne	2022	1	Yes
CB14	Karen	Sloan Payne	2011	12	Yes
CB14	Colin	Smith	2023	0	No
CB14	Christopher	Tedesco	2014	9	Yes
CB14	Jose	Velez	2004	19	Yes



2023 Queens Community Board Members

Overall Demographic Information

Age			
16-17	2	40-49	114
18-19	1	50-59	131
20-29	31	60+	277
30-39	98	Prefer Not to Answer	28

Gender			
Male	352	Gender Non-Binary / Non-Conforming	5
Female	309	Prefer Not to Answer	27

Self-Identification			
African American/ Black	146	White/European	268
Caribbean/ West Indian	71	Native American/ American Indian	5
East Asian/ South East Asian/ Pacific Islander	70	South West Asian (Middle Eastern)/ North African	10
South Asian	64	Prefer Not to Answer	56
Latina/o/x/ Hispanic	89		

Educational Attainment			
Associate Degree	32	Some Graduate School or Professional School	34
Bachelor's Degree	188	Some High School	6
Doctoral Degree	29	Trade or Vocational Degree	8
High School Graduate or Equivalent	40	Prefer Not to Answer	12
Law Degree	62		
Master's Degree	212		
Medical Degree	2		
Some College	80		

Other Background			
LGBTQIA+	37	Non-Native Speaker of English	48
Person with a Disability	50	Caregiver	55
Parent/Guardian of a Child (Pre-K to 12)	140	Prefer Not to Answer	61
Immigrant	112		
Veteran/ Military Service	36		

Housing Type			
Apartment Rental (Market Rate)	127	Rent-Regulated Apartment	31
Co-op	76	Roommate, Lodger, Rent a Room, SRO	5
Condo	15	Live with Family	22
House Rental (Market Rate)	16	Section 8	2
Mitchell-Lama Co-op	6	Other	12
Own a House	339	Prefer Not to Answer	35
Public Housing/ NYCHA	9		

2023 Queens Community Board 1 Members Demographic Information

Age			
16-17	0	40-49	12
18-19	0	50-59	11
20-29	2	60+	13
30-39	9	Prefer Not to Answer	3

Gender			
Male	23	Gender Non-Binary / Non-Conforming	0
Female	21	Prefer Not to Answer	5

Self-Identification			
African American/ Black	6	White/European	24
Caribbean/ West Indian	1	Native American/ American Indian	1
East Asian/ South East Asian/ Pacific Islander	6	South West Asian (Middle Eastern)/ North African	2
South Asian	1	Prefer Not to Answer	8
Latina/o/x/ Hispanic	6		

Educational Attainment			
Associate Degree	3	Some Graduate School or Professional School	4
Bachelor's Degree	17	Some High School	0
Doctoral Degree	1	Trade or Vocational Degree	0
High School Graduate or Equivalent	1	Prefer Not to Answer	2
Law Degree	3		
Master's Degree	13		
Medical Degree	0		
Some College	6		

Other Background			
LGBTQIA+	7	Non-Native Speaker of English	4
Person with a Disability	5	Caregiver	6
Parent/Guardian of a Child (Pre-K to 12)	14	Prefer Not to Answer	4
Immigrant	8		
Veteran/ Military Service	1		

Housing Type			
Apartment Rental (Market Rate)	17	Rent-Regulated Apartment	3
Co-op	1	Roommate, Lodger, Rent a Room, SRO	1
Condo	2	Live with Family	0
House Rental (Market Rate)	0	Section 8	0
Mitchell-Lama Co-op	0	Other	0
Own a House	19	Prefer Not to Answer	2
Public Housing/ NYCHA	5		

2023 Queens Community Board 2 Members Demographic Information

Age			
16-17	0	40-49	8
18-19	0	50-59	11
20-29	3	60+	8
30-39	19	Prefer Not to Answer	1

Gender			
Male	25	Gender Non-Binary / Non-Conforming	1
Female	22	Prefer Not to Answer	1

Self-Identification			
African American/ Black	6	White/European	22
Caribbean/ West Indian	1	Native American/ American Indian	0
East Asian/ South East Asian/ Pacific Islander	6	South West Asian (Middle Eastern)/ North African	2
South Asian	8	Prefer Not to Answer	1
Latina/o/x/ Hispanic	9		

Educational Attainment			
Associate Degree	2	Some Graduate School or Professional School	1
Bachelor's Degree	15	Some High School	0
Doctoral Degree	3	Trade or Vocational Degree	0
High School Graduate or Equivalent	4	Prefer Not to Answer	0
Law Degree	3		
Master's Degree	20		
Medical Degree	0		
Some College	2		

Other Background			
LGBTQIA+	7	Non-Native Speaker of English	3
Person with a Disability	4	Caregiver	5
Parent/Guardian of a Child (Pre-K to 12)	9	Prefer Not to Answer	4
Immigrant	10		
Veteran/ Military Service	0		

Housing Type			
Apartment Rental (Market Rate)	22	Rent-Regulated Apartment	6
Co-op	5	Roommate, Lodger, Rent a Room, SRO	2
Condo	1	Live with Family	1
House Rental (Market Rate)	1	Section 8	0
Mitchell-Lama Co-op	0	Other	0
Own a House	10	Prefer Not to Answer	2
Public Housing/ NYCHA	0		

2023 Queens Community Board 3 Members Demographic Information

Age			
16-17	0	40-49	4
18-19	0	50-59	13
20-29	0	60+	24
30-39	6	Prefer Not to Answer	3

Gender			
Male	24	Gender Non-Binary / Non-Conforming	1
Female	24	Prefer Not to Answer	1

Self-Identification			
African American/ Black	17	White/European	14
Caribbean/ West Indian	5	Native American/ American Indian	1
East Asian/ South East Asian/ Pacific Islander	2	South West Asian (Middle Eastern)/ North African	1
South Asian	6	Prefer Not to Answer	3
Latina/o/x/ Hispanic	8		

Educational Attainment			
Associate Degree	2	Some Graduate School or Professional School	5
Bachelor's Degree	15	Some High School	0
Doctoral Degree	1	Trade or Vocational Degree	0
High School Graduate or Equivalent	1	Prefer Not to Answer	1
Law Degree	4		
Master's Degree	17		
Medical Degree	0		
Some College	4		

Other Background			
LGBTQIA+	3	Non-Native Speaker of English	4
Person with a Disability	2	Caregiver	10
Parent/Guardian of a Child (Pre-K to 12)	8	Prefer Not to Answer	2
Immigrant	9		
Veteran/ Military Service	5		

Housing Type			
Apartment Rental (Market Rate)	9	Rent-Regulated Apartment	4
Co-op	12	Roommate, Lodger, Rent a Room, SRO	0
Condo	0	Live with Family	2
House Rental (Market Rate)	2	Section 8	0
Mitchell-Lama Co-op	0	Other	0
Own a House	19	Prefer Not to Answer	2
Public Housing/ NYCHA	0		

2023 Queens Community Board 4 Members Demographic Information

Age			
16-17	0	40-49	9
18-19	1	50-59	5
20-29	6	60+	12
30-39	11	Prefer Not to Answer	1

Gender			
Male	16	Gender Non-Binary / Non-Conforming	1
Female	26	Prefer Not to Answer	2

Self-Identification			
African American/ Black	6	White/European	11
Caribbean/ West Indian	6	Native American/ American Indian	0
East Asian/ South East Asian/ Pacific Islander	8	South West Asian (Middle Eastern)/ North African	0
South Asian	2	Prefer Not to Answer	6
Latina/o/x/ Hispanic	17		

Educational Attainment			
Associate Degree	0	Some Graduate School or Professional School	2
Bachelor's Degree	11	Some High School	0
Doctoral Degree	2	Trade or Vocational Degree	0
High School Graduate or Equivalent	2	Prefer Not to Answer	0
Law Degree	2		
Master's Degree	17		
Medical Degree	0		
Some College	9		

Other Background			
LGBTQIA+	2	Non-Native Speaker of English	5
Person with a Disability	5	Caregiver	4
Parent/Guardian of a Child (Pre-K to 12)	8	Prefer Not to Answer	10
Immigrant	7		
Veteran/ Military Service	1		

Housing Type			
Apartment Rental (Market Rate)	24	Rent-Regulated Apartment	2
Co-op	5	Roommate, Lodger, Rent a Room, SRO	0
Condo	0	Live with Family	4
House Rental (Market Rate)	1	Section 8	0
Mitchell-Lama Co-op	0	Other	1
Own a House	5	Prefer Not to Answer	3
Public Housing/ NYCHA	0		

2023 Queens Community Board 5 Members Demographic Information

Age			
16-17	0	40-49	11
18-19	0	50-59	6
20-29	2	60+	9
30-39	6	Prefer Not to Answer	3

Gender			
Male	29	Gender Non-Binary / Non-Conforming	0
Female	17	Prefer Not to Answer	4

Self-Identification			
African American/ Black	2	White/European	33
Caribbean/ West Indian	0	Native American/ American Indian	0
East Asian/ South East Asian/ Pacific Islander	3	South West Asian (Middle Eastern)/ North African	0
South Asian	3	Prefer Not to Answer	6
Latina/o/x/ Hispanic	7		

Educational Attainment			
Associate Degree	1	Some Graduate School or Professional School	1
Bachelor's Degree	14	Some High School	0
Doctoral Degree	1	Trade or Vocational Degree	2
High School Graduate or Equivalent	6	Prefer Not to Answer	2
Law Degree	3		
Master's Degree	14		
Medical Degree	0		
Some College	6		

Other Background			
LGBTQIA+	3	Non-Native Speaker of English	5
Person with a Disability	5	Caregiver	2
Parent/Guardian of a Child (Pre-K to 12)	10	Prefer Not to Answer	7
Immigrant	10		
Veteran/ Military Service	2		

Housing Type			
Apartment Rental (Market Rate)	9	Rent-Regulated Apartment	2
Co-op	0	Roommate, Lodger, Rent a Room, SRO	0
Condo	0	Live with Family	1
House Rental (Market Rate)	0	Section 8	0
Mitchell-Lama Co-op	0	Other	2
Own a House	33	Prefer Not to Answer	3
Public Housing/ NYCHA	0		

2023 Queens Community Board 6 Members Demographic Information

Age			
16-17	0	40-49	13
18-19	0	50-59	9
20-29	4	60+	12
30-39	12	Prefer Not to Answer	0

Gender			
Male	22	Gender Non-Binary / Non-Conforming	1
Female	27	Prefer Not to Answer	0

Self-Identification			
African American/ Black	7	White/European	24
Caribbean/ West Indian	3	Native American/ American Indian	0
East Asian/ South East Asian/ Pacific Islander	7	South West Asian (Middle Eastern)/ North African	3
South Asian	2	Prefer Not to Answer	1
Latina/o/x/ Hispanic	11		

Educational Attainment			
Associate Degree	1	Some Graduate School or Professional School	2
Bachelor's Degree	12	Some High School	0
Doctoral Degree	1	Trade or Vocational Degree	0
High School Graduate or Equivalent	1	Prefer Not to Answer	0
Law Degree	13		
Master's Degree	18		
Medical Degree	0		
Some College	2		

Other Background			
LGBTQIA+	8	Non-Native Speaker of English	6
Person with a Disability	9	Caregiver	3
Parent/Guardian of a Child (Pre-K to 12)	16	Prefer Not to Answer	2
Immigrant	5		
Veteran/ Military Service	3		

Housing Type			
Apartment Rental (Market Rate)	15	Rent-Regulated Apartment	7
Co-op	20	Roommate, Lodger, Rent a Room, SRO	0
Condo	1	Live with Family	1
House Rental (Market Rate)	0	Section 8	0
Mitchell-Lama Co-op	0	Other	0
Own a House	6	Prefer Not to Answer	0
Public Housing/ NYCHA	0		

2023 Queens Community Board 7 Members Demographic Information

Age			
16-17	0	40-49	5
18-19	0	50-59	6
20-29	0	60+	32
30-39	3	Prefer Not to Answer	4

Gender			
Male	33	Gender Non-Binary / Non-Conforming	0
Female	14	Prefer Not to Answer	1

Self-Identification			
African American/ Black	2	White/European	20
Caribbean/ West Indian	0	Native American/ American Indian	0
East Asian/ South East Asian/ Pacific Islander	19	South West Asian (Middle Eastern)/ North African	0
South Asian	3	Prefer Not to Answer	5
Latina/o/x/ Hispanic	1		

Educational Attainment			
Associate Degree	5	Some Graduate School or Professional School	2
Bachelor's Degree	14	Some High School	2
Doctoral Degree	6	Trade or Vocational Degree	0
High School Graduate or Equivalent	1	Prefer Not to Answer	1
Law Degree	2		
Master's Degree	14		
Medical Degree	0		
Some College	3		

Other Background			
LGBTQIA+	1	Non-Native Speaker of English	7
Person with a Disability	3	Caregiver	2
Parent/Guardian of a Child (Pre-K to 12)	6	Prefer Not to Answer	8
Immigrant	13		
Veteran/ Military Service	2		

Housing Type			
Apartment Rental (Market Rate)	5	Rent-Regulated Apartment	0
Co-op	9	Roommate, Lodger, Rent a Room, SRO	0
Condo	3	Live with Family	2
House Rental (Market Rate)	0	Section 8	0
Mitchell-Lama Co-op	0	Other	0
Own a House	29	Prefer Not to Answer	2
Public Housing/ NYCHA	0		

2023 Queens Community Board 8 Members Demographic Information

Age			
16-17	1	40-49	4
18-19	0	50-59	9
20-29	0	60+	25
30-39	7	Prefer Not to Answer	4

Gender			
Male	31	Gender Non-Binary / Non-Conforming	0
Female	15	Prefer Not to Answer	4

Self-Identification			
African American/ Black	3	White/European	27
Caribbean/ West Indian	0	Native American/ American Indian	0
East Asian/ South East Asian/ Pacific Islander	3	South West Asian (Middle Eastern)/ North African	0
South Asian	9	Prefer Not to Answer	5
Latina/o/x/ Hispanic	2		

Educational Attainment			
Associate Degree	5	Some Graduate School or Professional School	2
Bachelor's Degree	12	Some High School	1
Doctoral Degree	2	Trade or Vocational Degree	0
High School Graduate or Equivalent	2	Prefer Not to Answer	2
Law Degree	5		
Master's Degree	12		
Medical Degree	0		
Some College	7		

Other Background			
LGBTQIA+	0	Non-Native Speaker of English	2
Person with a Disability	2	Caregiver	2
Parent/Guardian of a Child (Pre-K to 12)	13	Prefer Not to Answer	5
Immigrant	10		
Veteran/ Military Service	1		

Housing Type			
Apartment Rental (Market Rate)	2	Rent-Regulated Apartment	2
Co-op	8	Roommate, Lodger, Rent a Room, SRO	0
Condo	0	Live with Family	1
House Rental (Market Rate)	2	Section 8	0
Mitchell-Lama Co-op	2	Other	0
Own a House	28	Prefer Not to Answer	5
Public Housing/ NYCHA	0		

2023 Queens Community Board 9 Members Demographic Information

Age			
16-17	1	40-49	6
18-19	0	50-59	13
20-29	1	60+	23
30-39	6	Prefer Not to Answer	0

Gender			
Male	30	Gender Non-Binary / Non-Conforming	1
Female	19	Prefer Not to Answer	0

Self-Identification			
African American/ Black	1	White/European	20
Caribbean/ West Indian	11	Native American/ American Indian	0
East Asian/ South East Asian/ Pacific Islander	5	South West Asian (Middle Eastern)/ North African	0
South Asian	8	Prefer Not to Answer	5
Latina/o/x/ Hispanic	7		

Educational Attainment			
Associate Degree	1	Some Graduate School or Professional School	2
Bachelor's Degree	16	Some High School	1
Doctoral Degree	2	Trade or Vocational Degree	0
High School Graduate or Equivalent	4	Prefer Not to Answer	2
Law Degree	2		
Master's Degree	13		
Medical Degree	1		
Some College	6		

Other Background			
LGBTQIA+	4	Non-Native Speaker of English	1
Person with a Disability	3	Caregiver	5
Parent/Guardian of a Child (Pre-K to 12)	10	Prefer Not to Answer	6
Immigrant	7		
Veteran/ Military Service	1		

Housing Type			
Apartment Rental (Market Rate)	9	Rent-Regulated Apartment	1
Co-op	5	Roommate, Lodger, Rent a Room, SRO	0
Condo	0	Live with Family	2
House Rental (Market Rate)	1	Section 8	0
Mitchell-Lama Co-op	0	Other	2
Own a House	29	Prefer Not to Answer	1
Public Housing/ NYCHA	0		

2023 Queens Community Board 10 Members Demographic Information

Age			
16-17	0	40-49	5
18-19	0	50-59	8
20-29	6	60+	27
30-39	3	Prefer Not to Answer	1

Gender			
Male	30	Gender Non-Binary / Non-Conforming	0
Female	19	Prefer Not to Answer	1

Self-Identification			
African American/ Black	8	White/European	17
Caribbean/ West Indian	17	Native American/ American Indian	0
East Asian/ South East Asian/ Pacific Islander	2	South West Asian (Middle Eastern)/ North African	0
South Asian	4	Prefer Not to Answer	0
Latina/o/x/ Hispanic	7		

Educational Attainment			
Associate Degree	3	Some Graduate School or Professional School	4
Bachelor's Degree	13	Some High School	2
Doctoral Degree	3	Trade or Vocational Degree	1
High School Graduate or Equivalent	9	Prefer Not to Answer	0
Law Degree	5		
Master's Degree	4		
Medical Degree	0		
Some College	6		

Other Background			
LGBTQIA+	1	Non-Native Speaker of English	6
Person with a Disability	3	Caregiver	2
Parent/Guardian of a Child (Pre-K to 12)	6	Prefer Not to Answer	3
Immigrant	8		
Veteran/ Military Service	4		

Housing Type			
Apartment Rental (Market Rate)	3	Rent-Regulated Apartment	1
Co-op	1	Roommate, Lodger, Rent a Room, SRO	0
Condo	3	Live with Family	3
House Rental (Market Rate)	3	Section 8	0
Mitchell-Lama Co-op	0	Other	0
Own a House	34	Prefer Not to Answer	2
Public Housing/ NYCHA	0		

2023 Queens Community Board 11 Members

Demographic Information

Age			
16-17	0	40-49	9
18-19	0	50-59	10
20-29	1	60+	25
30-39	5	Prefer Not to Answer	0

Gender			
Male	26	Gender Non-Binary / Non-Conforming	0
Female	24	Prefer Not to Answer	0

Self-Identification			
African American/ Black	4	White/European	30
Caribbean/ West Indian	1	Native American/ American Indian	0
East Asian/ South East Asian/ Pacific Islander	5	South West Asian (Middle Eastern)/ North African	2
South Asian	5	Prefer Not to Answer	3
Latina/o/x/ Hispanic	5		

Educational Attainment			
Associate Degree	0	Some Graduate School or Professional School	1
Bachelor's Degree	12	Some High School	0
Doctoral Degree	0	Trade or Vocational Degree	0
High School Graduate or Equivalent	2	Prefer Not to Answer	0
Law Degree	11		
Master's Degree	18		
Medical Degree	0		
Some College	6		

Other Background			
LGBTQIA+	1	Non-Native Speaker of English	3
Person with a Disability	3	Caregiver	6
Parent/Guardian of a Child (Pre-K to 12)	14	Prefer Not to Answer	2
Immigrant	7		
Veteran/ Military Service	4		

Housing Type			
Apartment Rental (Market Rate)	1	Rent-Regulated Apartment	0
Co-op	5	Roommate, Lodger, Rent a Room, SRO	1
Condo	2	Live with Family	2
House Rental (Market Rate)	1	Section 8	0
Mitchell-Lama Co-op	0	Other	1
Own a House	34	Prefer Not to Answer	3
Public Housing/ NYCHA	0		

2023 Queens Community Board 12 Members Demographic Information

Age			
16-17	0	40-49	10
18-19	0	50-59	11
20-29	2	60+	17
30-39	6	Prefer Not to Answer	4

Gender			
Male	18	Gender Non-Binary / Non-Conforming	0
Female	30	Prefer Not to Answer	2

Self-Identification			
African American/ Black	35	White/European	2
Caribbean/ West Indian	9	Native American/ American Indian	2
East Asian/ South East Asian/ Pacific Islander	3	South West Asian (Middle Eastern)/ North African	0
South Asian	5	Prefer Not to Answer	5
Latina/o/x/ Hispanic	3		

Educational Attainment			
Associate Degree	2	Some Graduate School or Professional School	5
Bachelor's Degree	16	Some High School	0
Doctoral Degree	3	Trade or Vocational Degree	0
High School Graduate or Equivalent	2	Prefer Not to Answer	1
Law Degree	3		
Master's Degree	13		
Medical Degree	0		
Some College	5		

Other Background			
LGBTQIA+	0	Non-Native Speaker of English	1
Person with a Disability	2	Caregiver	4
Parent/Guardian of a Child (Pre-K to 12)	7	Prefer Not to Answer	2
Immigrant	9		
Veteran/ Military Service	7		

Housing Type			
Apartment Rental (Market Rate)	6	Rent-Regulated Apartment	0
Co-op	4	Roommate, Lodger, Rent a Room, SRO	0
Condo	0	Live with Family	1
House Rental (Market Rate)	3	Section 8	0
Mitchell-Lama Co-op	1	Other	1
Own a House	28	Prefer Not to Answer	6
Public Housing/ NYCHA	0		

2023 Queens Community Board 13 Members Demographic Information

Age			
16-17	0	40-49	4
18-19	0	50-59	9
20-29	3	60+	28
30-39	3	Prefer Not to Answer	3

Gender			
Male	25	Gender Non-Binary / Non-Conforming	0
Female	22	Prefer Not to Answer	3

Self-Identification			
African American/ Black	25	White/European	10
Caribbean/ West Indian	11	Native American/ American Indian	0
East Asian/ South East Asian/ Pacific Islander	1	South West Asian (Middle Eastern)/ North African	0
South Asian	8	Prefer Not to Answer	4
Latina/o/x/ Hispanic	2		

Educational Attainment			
Associate Degree	2	Some Graduate School or Professional School	0
Bachelor's Degree	11	Some High School	0
Doctoral Degree	1	Trade or Vocational Degree	1
High School Graduate or Equivalent	3	Prefer Not to Answer	1
Law Degree	5		
Master's Degree	26		
Medical Degree	0		
Some College	10		

Other Background			
LGBTQIA+	0	Non-Native Speaker of English	1
Person with a Disability	1	Caregiver	1
Parent/Guardian of a Child (Pre-K to 12)	5	Prefer Not to Answer	2
Immigrant	6		
Veteran/ Military Service	3		

Housing Type			
Apartment Rental (Market Rate)	0	Rent-Regulated Apartment	1
Co-op	1	Roommate, Lodger, Rent a Room, SRO	1
Condo	0	Live with Family	1
House Rental (Market Rate)	1	Section 8	0
Mitchell-Lama Co-op	0	Other	3
Own a House	41	Prefer Not to Answer	1
Public Housing/ NYCHA	0		

2023 Queens Community Board 14 Members

Overall Demographic Information

Age			
16-17	0	40-49	14
18-19	0	50-59	10
20-29	1	60+	22
30-39	2	Prefer Not to Answer	1

Gender			
Male	20	Gender Non-Binary / Non-Conforming	0
Female	29	Prefer Not to Answer	1

Self-Identification			
African American/ Black	24	White/European	14
Caribbean/ West Indian	6	Native American/ American Indian	1
East Asian/ South East Asian/ Pacific Islander	0	South West Asian (Middle Eastern)/ North African	0
South Asian	0	Prefer Not to Answer	4
Latina/o/x/ Hispanic	4		

Educational Attainment			
Associate Degree	5	Some Graduate School or Professional School	3
Bachelor's Degree	10	Some High School	0
Doctoral Degree	3	Trade or Vocational Degree	4
High School Graduate or Equivalent	2	Prefer Not to Answer	0
Law Degree	1		
Master's Degree	13		
Medical Degree	1		
Some College	8		

Other Background			
LGBTQIA+	0	Non-Native Speaker of English	0
Person with a Disability	3	Caregiver	3
Parent/Guardian of a Child (Pre-K to 12)	14	Prefer Not to Answer	4
Immigrant	3		
Veteran/ Military Service	2		

Housing Type			
Apartment Rental (Market Rate)	5	Rent-Regulated Apartment	2
Co-op	0	Roommate, Lodger, Rent a Room, SRO	0
Condo	3	Live with Family	1
House Rental (Market Rate)	1	Section 8	2
Mitchell-Lama Co-op	3	Other	2
Own a House	24	Prefer Not to Answer	3
Public Housing/ NYCHA	4		



